



SAHARA ONE MEDIA AND ENTERTAINMENT LIMITED



ANNUAL REPORT 2021-22

CORPORATE INFORMATION

BOARD OF DIRECTORS

Shri A.K. Srivastava
(Non-Executive Director)

Shri Brijendra Sahay
Independent Director

Shri Bibek Roy Choudhary
Independent Director
Since 11.07.2022

Smt Rana Zia
(Whole Time Director)

CHIEF FINANCIAL OFFICER

Shri Prakash Chandra Tripathy

COMPANY SECRETARY

Ms Shivani Singh Yadav

HEAD FINANCE

Shri Sanjay Garg

STATUTORY AUDITORS

M/s D.S. Shukla & Co.
Chartered Accountants,
Mumbai

SECRETARIAL AUDITORS

M/s C.P. Shukla & Co,
Company Secretary,
Lucknow

INTERNAL AUDITORS

Harish Tibrewal and Associates

Investor email ID

investors@sahara-one.com

Corporate Identity Number

L67120MH1981PLC024947

Shares Listed at

BSE Limited

REGISTERED OFFICE

25-28, Floor-2, Plot No.-209,
Atlanta Building, Jamnalal Bajaj Marg,
Nariman Point, Mumbai City MH 400021
Website: www.sahara-one.com

BANKERS

The ICICI Bank Limited
IDBI Bank Limited
Punjab National Bank
ING Vysya Bank

REGISTRAR & SHARE TRANSFER AGENT

Link Intime India Private Limited
C-101, 247 Park, L. B. S. Marg,
Vikhroli (West), Mumbai - 400 083.

BRANCH/DIVISION /UNITS

Sahara India Bhawan
1, Kapoorthala Complex,
Lucknow-226024

Sahara India Complex,
C- 2, C-3 & C-4, Sector XI,
Noida, U.P. - 201 301.

NOTICE

41st Annual General Meeting 2021-22

**SAHARA ONE MEDIA AND
ENTERTAINMENT LIMITED**

CIN: L67120MH1981PLC024947

**SAHARA ONE MEDIA AND ENTERTAINMENT LIMITED****CIN:** L67120MH1981PLC024947**REGISTERED OFFICE :** 25-28, Floor-2, Plot No.-209, Atlanta Building
Jamnalal Bajaj Marg, Nariman Point Mumbai City MH 400021.**E-mail:** investors@sahara-one.com **Website:** www.sahara-one.com**NOTICE**

Notice is hereby given that the **41st Annual General Meeting** of the Members of **Sahara One Media and Entertainment Limited** will be held on **Friday, the 30th day of September 2022 at 2:00 P.M.** through Video Conferencing/other audio visual means (OAVM) to transact the following business:-

ORDINARY BUSINESS:

1. To receive, consider and adopt the Audited Financial Statements (Standalone & Consolidated) for the Financial Year ended 31st March, 2022, Directors Report and Auditors Report thereon.
2. To appoint a Director in place of Shri A.K. Srivastava, who retires by rotation and being eligible, offer himself for re-appointment.

“RESOLVED THAT pursuant to the provisions of Section 152 and other applicable provisions, if any, of the Companies Act, 2013, the approval of the members of the Company be and is hereby accorded to re-appoint Shri A.K. Srivastava (**DIN: 02323304**) as Non –Executive Non-Independent Director of the Company who shall be liable to retire by rotation.”

SPECIAL BUSINESS:

3. **To consider and if thought fit, to pass with or without modification(s), the following resolution as Special Resolution:**

Regularisation of Additional Director, Shri Bibek Roy Choudhary (DIN: 07663995), by appointing him as an Independent Director of the Company:

“RESOLVED THAT pursuant to the provisions of Section 149, 150, 152 read with schedule IV and Section 161(1) read with Companies (Appointment and Qualification of Directors) Rules, 2014, and other applicable provisions, sections, rules of the Companies Act, 2013 read with Schedule IV to the said Act (including any statutory modifications or re-enactment thereof for the time being in force), Consent of the Board be and is hereby accorded, to appoint Shri. Bibek Roy Choudhary having DIN No. 07663995 as an Additional Director (Non-Executive & Independent) on the Board of the Company w.e.f. 11th July, 2022 to hold office till the conclusion of the next Annual General Meeting and subject to the approval of the members in the ensuing General Meeting, for appointment as an Non-Executive Independent Director to hold office for a term up to five consecutive years from the date of ensuing general meeting and whose office shall be liable to retire by rotation.”

“RESOLVED FURTHER THAT any of the Directors and Company Secretary of the Company be and are hereby severally authorized to sign and execute all such documents and papers as may be required for the purpose and file necessary e-form with the Registrar of Companies and to do all such acts, deeds and things as may considered expedient and necessary in this regard.”

Place: Mumbai
Date: 13.08.2022

By order of the Board of Directors
For Sahara One Media and Entertainment Limited

Shivani Singh Yadav
(Company Secretary and Compliance Officer)

EXPLANATORY STATEMENT IN RESPECT OF THE SPECIAL BUSINESS PURSUANT TO SECTION 102 OF THE COMPANIES ACT, 2013 ("THE ACT")**Item No. 3:**

The Board of Directors of the Company at its meeting held on July 11, 2022, appointed Shri Bibek Roy Choudhary (DIN: 07663995) as an Additional Director of the Company in the capacity of Independent Director for a term of 5 years with effect from July 11, 2022, subject to the approval of the Members of the Company. In terms of section 160 of the Companies Act, 2013, the Board Governance, Nomination and Remuneration Committee and the Board have recommended the appointment of Shri Bibek Roy Choudhary as an Independent Director pursuant to the provisions of Sections 149 and 152 of the Companies Act, 2013. The Company has also received a notice in writing from a member proposing the candidature of Shri Bibek Roy Choudhary to be appointed as Director of the Company. The Company has received a declaration from Shri Bibek Roy Choudhary confirming that he meets the criteria of independence under the Companies Act, 2013 and SEBI (Listing Obligations and Disclosure Requirements) Regulations, 2015. Further, the Company has also received Shri Bibek Roy Choudhary consent to act as a Director in terms of section 152 of the Companies Act, 2013 and a declaration that he is not disqualified from being appointed as a Director in terms of Section 164 of the Companies Act, 2013.

In the opinion of the Board, Shri Bibek Roy Choudhary fulfils the conditions specified in the Companies Act, 2013 and rules made thereunder and SEBI (Listing Obligations and Disclosure Requirements) Regulations, 2015, for his appointment as an Independent Director of the Company and he is independent of the management. Considering Shri Bibek Roy Choudhary knowledge and experience, the Board of Directors is of the opinion that it would be in the interest of the Company to appoint him as an Independent Director for a period of five years with effect from July 11, 2022.

Copy of letter of appointment of Shri Bibek Roy Choudhary setting out the terms and conditions of appointment is being made available for inspection by the members through electronic mode. Additional information in respect of Shri Bibek Roy Choudhary, pursuant to Regulation 36 of SEBI (Listing Obligations and Disclosure Requirements) Regulations, 2015 and the Secretarial Standards on General Meetings (SS-2), is given at Annexure A to this Notice.

Brief profile of Shri Bibek Roy Choudhary is given at Annexure A to this Notice. Except Shri Bibek Roy Choudhary, being the appointee, or his relatives, none of the Directors and Key Managerial Personnel of the Company or their relatives are concerned or interested financially or otherwise, in the resolution set out at Item No. 3.

Annexure A

Name of the Director	Shri Bibek Roy Choudhary
DIN	07663995
Age(in Years)	53
Educational Qualification	PhD (Management) with Five Point Scale of UGC regulation. B.Sc. (Hons) in Chemistry - Passed with 1st class - 1989.
Remuneration Sought to be Paid	Shri Bibek Roy Choudhary will receive remuneration by way of sitting fee and reimbursement of expenses for attending the Board / Committee meetings, as provided under the provisions of Companies Act, 2013.
Terms and Condition for Appointment(s)	Shri Bibek Roy Choudhary is eligible to be re-appointed as Director liable to retire by rotation, as per the provisions of the Companies Act, 2013 and Articles of Association of the Company, subject to the approval of the members of the Company in this AGM as per the resolution at Item No. 3 of the Notice convening this meeting.
Date of first appointment on the Board of Directors of the Company	11.07.2022
Shareholding in the Company (as on the date of AGM Notice)	Nil
Relationship with other Directors, Managers and other Key Managerial Personnel(s) of the Company	NA
List of Directorships held in other Companies, as on March 31, 2022	Nil

Notes-

In view of the COVID-19 pandemic situation, the Ministry of Corporate Affairs ("MCA") has vide General Circular Nos. 02/2021 dated 13th January, 2021 and 20/2020 dated 5th May, 2020 read together with MCA General Circular Nos. 14/2020 dated 8th April, 2020, 17/2020 dated 13th April, 2020, 22/2020 dated 15th June, 2020, 33/2020 dated 28th September, 2020 and 39/2020 dated 31st December, 2020 (all the MCA circulars shall collectively be referred to as "MCA AGM Circulars") and Securities and Exchange Board of India ("SEBI") Circular No. SEBI/HO/CFD/CMD2/CIR/P/2021/11 dated 15th January, 2021 and SEBI Circular No. SEBI/HO/CFD/CMD1/CIR/P/2020/79 dated 12th May, 2020 (all the SEBI circulars shall collectively be referred to as "SEBI AGM Circulars") permitted the holding of annual general meeting through Video Conferencing / Other Audio Visual Means ("VC / OAVM"), without the physical presence of Members at a common venue. In compliance with the provisions of the Act, SEBI (Listing Obligations and Disclosure Requirements) Regulations, 2015 ("Listing Regulations"), MCAAGM Circulars and SEBIAGM Circulars, the 41st AGM of the Company is being held through VC / OAVM. The deemed venue for the AGM shall be the Registered Office of the Company.

- A member entitled to attend and vote at the AGM is entitled to appoint a proxy to attend and vote instead of himself/herself and the proxy need not be a member. However, since the AGM is being held through VC / OAVM, physical attendance of Members has been dispensed with. Accordingly, the facility for appointment of proxies by the Members will not be available for the AGM and hence the Proxy Form and Attendance Slip are not annexed to this Notice.
- The facility of e-voting through the same portal provided by **National Securities Depository Limited** will be available during the Meeting through VC also to those Members who do not cast their votes by remote e-voting prior to the Meeting. Members, who cast their votes by remote e-voting, may attend the Meeting through VC but will not be entitled to cast their votes once again.

Instructions for AGM through VC/OAVM:

1. Pursuant to the Circular No. 14/2020 dated April 08, 2020, issued by the Ministry of Corporate Affairs, the facility to appoint proxy to attend and cast vote for the members is not available for this EGM/AGM. However, the Body Corporates are entitled to appoint authorised representatives to attend the EGM/AGM through VC/OAVM and participate thereat and cast their votes through e-voting.
2. The Members can join the EGM/AGM in the VC/OAVM mode 15 minutes before and after the scheduled time of the commencement of the Meeting by following the procedure mentioned in the Notice. The facility of participation at the EGM/AGM through VC/OAVM will be made available for 1000 members on first come first served basis. This will not include large Shareholders (Shareholders holding 2% or more shareholding), Promoters, Institutional Investors, Directors, Key Managerial Personnel, the Chairpersons of the Audit Committee, Nomination and Remuneration Committee and Stakeholders Relationship Committee, Auditors etc. who are allowed to attend the AGM without restriction on account of first come first served basis.
3. The attendance of the Members attending the EGM/AGM through VC/OAVM will be counted for the purpose of reckoning the quorum under Section 103 of the Companies Act, 2013.
4. Pursuant to the provisions of Section 108 of the Companies Act, 2013 read with Rule 20 of the Companies (Management and Administration) Rules, 2014 (as amended) and Regulation 44 of SEBI (Listing Obligations & Disclosure Requirements) Regulations 2015 (as amended), and the Circulars issued by the Ministry of Corporate Affairs dated April 08, 2020, April 13, 2020 and May 05, 2020 the Company is providing facility of remote e-Voting to its Members in respect of the business to be transacted at the EGM/AGM. For this purpose, the Company has entered into an agreement with National Securities Depository Limited (NSDL) for facilitating voting through electronic means, as the authorized agency. The facility of casting votes by a member using remote e-Voting system as well as venue voting on the date of the EGM/AGM will be provided by NSDL.

5. In line with the Ministry of Corporate Affairs (MCA) Circular No. 17/2020 dated April 13, 2020, the Notice calling the EGM/AGM has been uploaded on the website of the Company at www.sahara-one.com. The Notice can also be accessed from the websites of the Stock Exchanges i.e. BSE Limited and National Stock Exchange of India Limited at www.bseindia.com and www.nseindia.com respectively and the EGM/AGM Notice is also available on the website of NSDL (agency for providing the Remote e-Voting facility) i.e. www.evoting.nsdl.com.
6. AGM has been convened through VC/OAVM in compliance with applicable provisions of the Companies Act, 2013 read with MCA Circular No. 14/2020 dated April 08, 2020 and MCA Circular No. 17/2020 dated April 13, 2020, MCA Circular No. 20/2020 dated May 05, 2020 and MCA Circular No. 2/2021 dated January 13, 2021.

THE INSTRUCTIONS FOR MEMBERS FOR REMOTE E-VOTING AND JOINING GENERAL MEETING ARE AS UNDER:-

The remote e-voting period begins on 27th September, 2022 at __: 9:00 A.M. and ends on 29th September, 2022 at 5:00 P.M. The remote e-voting module shall be disabled by NSDL for voting thereafter. The Members, whose names appear in the Register of Members / Beneficial Owners as on the record date (cut-off date) i.e. 23rd September, 2022 may cast their vote electronically. The voting right of shareholders shall be in proportion to their share in the paid-up equity share capital of the Company as on the cut-off date, being 23rd September, 2022.

How do I vote electronically using NSDL e-Voting system?

The way to vote electronically on NSDL e-Voting system consists of “Two Steps” which are mentioned below:





Step 1: Access to NSDL e-Voting system

A) Login method for e-Voting and joining virtual meeting for Individual shareholders holding securities in demat mode

In terms of SEBI circular dated December 9, 2020 on e-Voting facility provided by Listed Companies, Individual shareholders holding securities in demat mode are allowed to vote through their demat account maintained with Depositories and Depository Participants. Shareholders are advised to update their mobile number and email Id in their demat accounts in order to access e-Voting facility.

Login method for Individual shareholders holding securities in demat mode is given below:

Type of shareholders	Login Method
Individual Shareholders holding securities in demat mode with NSDL.	<ol style="list-style-type: none"> 1. Existing IDeAS user can visit the e-Services website of NSDL Viz. https://eservices.nsdl.com either on a Personal Computer or on a mobile. On the e-Services home page click on the “Beneficial Owner” icon under “Login” which is available under ‘IDeAS’ section, this will prompt you to enter your existing User ID and Password. After successful authentication, you will be able to see e-Voting services under Value added services. Click on “Access to e-Voting” under e-Voting services and you will be able to see e-Voting page. Click on company name or e-Voting service provider i.e. NSDL and you will be re-directed to e-Voting website of NSDL for casting your vote during the remote e-Voting period or joining virtual meeting & voting during the meeting. 2. If you are not registered for IDeAS e-Services, option to register is available at https://eservices.nsdl.com. Select “Register Online for IDeAS Portal” or click at https://eservices.nsdl.com/SecureWeb/IdeasDirectReg.jsp

	<p>3. Visit the e-Voting website of NSDL. Open web browser by typing the following URL: https://www.evoting.nsdl.com/ either on a Personal Computer or on a mobile. Once the home page of e-Voting system is launched, click on the icon “Login” which is available under ‘Shareholder/Member’ section. A new screen will open. You will have to enter your User ID (i.e. your sixteen digit demat account number hold with NSDL), Password/OTP and a Verification Code as shown on the screen. After successful authentication, you will be redirected to NSDL Depository site wherein you can see e-Voting page. Click on company name or e-Voting service provider i.e. NSDL and you will be redirected to e-Voting website of NSDL for casting your vote during the remote e-Voting period or joining virtual meeting & voting during the meeting.</p> <p>4. Shareholders/Members can also download NSDL Mobile App “NSDL Speede” facility by scanning the QR code mentioned below for seamless voting experience.</p>
	<p>NSDL Mobile App is available on</p> <div>  App Store  Google Play </div> <div>   </div>
Individual Shareholders holding securities in demat mode with CDSL	<p>1. Existing users who have opted for Easi / Easiest, they can login through their user id and password. Option will be made available to reach e-Voting page without any further authentication. The URL for users to login to Easi / Easiest are https://web.cdslindia.com/myeasi/home/loginor www.cdslindia.com and click on New System Myeasi.</p> <p>2. After successful login of Easi/Easiest the user will be also able to see the E Voting Menu. The Menu will have links of e-Voting service provider i.e. NSDL. Click on NSDL to cast your vote.</p> <p>3. If the user is not registered for Easi/Easiest, option to register is available at https://web.cdslindia.com/myeasi/Registration/EasiRegistration</p> <p>4. Alternatively, the user can directly access e-Voting page by providing demat Account Number and PAN No. from a link in www.cdslindia.com home page. The system will authenticate the user by sending OTP on registered Mobile & Email as recorded in the demat Account. After successful authentication, user will be provided links for the respective ESP i.e. NSDL where the e-Voting is in progress.</p>

Individual Shareholders (holding securities in demat mode) login through their depository participants	You can also login using the login credentials of your demat account through your Depository Participant registered with NSDL/CDSL for e-Voting facility. upon logging in, you will be able to see e-Voting option. Click on e-Voting option, you will be redirected to NSDL/CDSL Depository site after successful authentication, wherein you can see e-Voting feature. Click on company name or e-Voting service provider i.e. NSDL and you will be redirected to e-Voting website of NSDL for casting your vote during the remote e-Voting period or joining virtual meeting & voting during the meeting.
--	--

Important note: Members who are unable to retrieve User ID/ Password are advised to use Forget User ID and Forget Password option available at abovementioned website.

Helpdesk for Individual Shareholders holding securities in demat mode for any technical issues related to login through Depository i.e. NSDL and CDSL.

Login type	Helpdesk details
Individual Shareholders holding securities in demat mode with NSDL	Members facing any technical issue in login can contact NSDL helpdesk by sending a request at evoting@nsdl.co.in or call at toll free no.: 1800 1020 990 and 1800 22 44 30
Individual Shareholders holding securities in demat mode with CDSL	Members facing any technical issue in login can contact CDSL helpdesk by sending a request at helpdesk.evoting@cdslindia.com or contact at 022- 23058738 or 022-23058542-43

B) Login Method for e-Voting and joining virtual meeting for shareholders other than Individual shareholders holding securities in demat mode and shareholders holding securities in physical mode.

How to Log-in to NSDL e-Voting website?

1. Visit the e-Voting website of NSDL. Open web browser by typing the following URL: <https://www.evoting.nsdl.com/> either on a Personal Computer or on a mobile.
2. Once the home page of e-Voting system is launched, click on the icon "Login" which is available under 'Shareholder/Member' section.
3. A new screen will open. You will have to enter your User ID, your Password/OTP and a Verification Code as shown on the screen.

Alternatively, if you are registered for NSDL eservices i.e. IDEAS, you can log-in at <https://eservices.nsdl.com/> with your existing IDEAS login. Once you log-in to NSDL eservices after using your log-in credentials, click on e-Voting and you can proceed to Step 2 i.e. Cast your vote electronically.

4. Your User ID details are given below :

Manner of holding shares i.e. Demat (NSDL or CDSL) or Physical	Your User ID is:
a) For Members who hold shares in demat account with NSDL.	8 Character DP ID followed by 8 Digit Client ID For example if your DP ID is IN300*** and Client ID is 12***** then your user ID is IN300***12*****.

b) For Members who hold shares in demat account with CDSL.	16 Digit Beneficiary ID For example if your Beneficiary ID is 12***** then your user ID is 12*****
c) For Members holding shares in Physical Form.	EVEN Number followed by Folio Number registered with the company For example if folio number is 001*** and EVEN is 101456 then user ID is 101456001***

4. Your User ID details are given below :
5. Password details for shareholders other than Individual shareholders are given below:
 - a) If you are already registered for e-Voting, then you can user your existing password to login and cast your vote.
 - b) If you are using NSDL e-Voting system for the first time, you will need to retrieve the 'initial password' which was communicated to you. Once you retrieve your 'initial password', you need to enter the 'initial password' and the system will force you to change your password.
 - c) How to retrieve your 'initial password'?
 - (i) If your email ID is registered in your demat account or with the company, your 'initial password' is communicated to you on your email ID. Trace the email sent to you from NSDL from your mailbox. Open the email and open the attachment i.e. a .pdf file. Open the .pdf file. The password to open the .pdf file is your 8 digit client ID for NSDL account, last 8 digits of client ID for CDSL account or folio number for shares held in physical form. The .pdf file contains your 'User ID' and your 'initial password'.
 - (ii) If your email ID is not registered, please follow steps mentioned below in process for those shareholders whose email ids are not registered.
6. If you are unable to retrieve or have not received the " Initial password" or have forgotten your password:
 - a) Click on "Forgot User Details/Password?"(If you are holding shares in your demat account with NSDL or CDSL) option available on www.evoting.nsdl.com.
 - b) Physical User Reset Password?" (If you are holding shares in physical mode) option available on www.evoting.nsdl.com.
 - c) If you are still unable to get the password by aforesaid two options, you can send a request at evoting@nsdl.co.in mentioning your demat account number/folio number, your PAN, your name and your registered address etc.
 - d) Members can also use the OTP (One Time Password) based login for casting the votes on the e-Voting system of NSDL.
7. After entering your password, tick on Agree to "Terms and Conditions" by selecting on the check box.
8. Now, you will have to click on "Login" button.
9. After you click on the "Login" button, Home page of e-Voting will open.

Step 2: Cast your vote electronically and join General Meeting on NSDL e-Voting system.**How to cast your vote electronically and join General Meeting on NSDL e-Voting system?**

1. After successful login at Step 1, you will be able to see all the companies “EVEN” in which you are holding shares and whose voting cycle and General Meeting is in active status.
2. Select “EVEN” of company for which you wish to cast your vote during the remote e-Voting period and casting your vote during the General Meeting. For joining virtual meeting, you need to click on “VC/OAVM” link placed under “Join Meeting”.
3. Now you are ready for e-Voting as the Voting page opens.
4. Cast your vote by selecting appropriate options i.e. assent or dissent, verify/modify the number of shares for which you wish to cast your vote and click on “Submit” and also “Confirm” when prompted.
5. Upon confirmation, the message “Vote cast successfully” will be displayed.
6. You can also take the printout of the votes cast by you by clicking on the print option on the confirmation page.
7. Once you confirm your vote on the resolution, you will not be allowed to modify your vote.

General Guidelines for shareholders

1. Institutional shareholders (i.e. other than individuals, HUF, NRI etc.) are required to send scanned copy (PDF/JPG Format) of the relevant Board Resolution/ Authority letter etc. with attested specimen signature of the duly authorized signatory(ies) who are authorized to vote, to the Scrutinizer by e-mail to companyaffairs10@gmail.com with a copy marked to evoting@nsdl.co.in. Institutional shareholders (i.e. other than individuals, HUF, NRI etc.) can also upload their Board Resolution / Power of Attorney / Authority Letter etc. by clicking on "Upload Board Resolution / Authority Letter" displayed under "e-Voting" tab in their login.
2. It is strongly recommended not to share your password with any other person and take utmost care to keep your password confidential. Login to the e-voting website will be disabled upon five unsuccessful attempts to key in the correct password. In such an event, you will need to go through the “Forgot User Details/Password?” or “Physical User Reset Password?” option available on www.evoting.nsdl.com to reset the password.
3. In case of any queries, you may refer the Frequently Asked Questions (FAQs) for Shareholders and e-voting user manual for Shareholders available at the download section of www.evoting.nsdl.com or call on toll free no.: 1800 1020 990 and 1800 22 44 30 or send a request to Ms. Veena Suvarna at evoting@nsdl.co.in

Process for those shareholders whose email ids are not registered with the depositories for procuring user id and password and registration of e mail ids for e-voting for the resolutions set out in this notice:

1. In case shares are held in physical mode please provide Folio No., Name of shareholder, scanned copy of the share certificate (front and back), PAN (self attested scanned copy of PAN card), AADHAR (self attested scanned copy of Aadhar Card) by email to shivanisingh.yadav@sahara.in.
2. In case shares are held in demat mode, please provide DPID-CLID (16 digit DPID + CLID or 16 digit beneficiary ID), Name, client master or copy of Consolidated Account statement, PAN (self attested scanned copy of PAN card), AADHAR (self attested scanned copy of Aadhar Card) to (shivanisingh.yadav@sahara.in). If you are an Individual shareholders holding securities in demat mode, you are requested to refer to the login method explained at step 1 (A) i.e. Login method for e-Voting and joining virtual meeting for Individual shareholders holding securities in demat mode.

3. Alternatively shareholder/members may send a request to evoting@nsdl.co.in for procuring user id and password for e-voting by providing above mentioned documents.
4. In terms of SEBI circular dated December 9, 2020 on e-Voting facility provided by Listed Companies, Individual shareholders holding securities in demat mode are allowed to vote through their demat account maintained with Depositories and Depository Participants. Shareholders are required to update their mobile number and email ID correctly in their demat account in order to access e-Voting facility.

THE INSTRUCTIONS FOR MEMBERS FOR e-VOTING ON THE DAY OF THE EGM/AGM ARE AS UNDER:-

1. The procedure for e-Voting on the day of the EGM/AGM is same as the instructions mentioned above for remote e-voting.
2. Only those Members/ shareholders, who will be present in the EGM/AGM through VC/OAVM facility and have not casted their vote on the Resolutions through remote e-Voting and are otherwise not barred from doing so, shall be eligible to vote through e-Voting system in the EGM/AGM.
3. Members who have voted through Remote e-Voting will be eligible to attend the EGM/AGM. However, they will not be eligible to vote at the EGM/AGM.
4. The details of the person who may be contacted for any grievances connected with the facility for e-Voting on the day of the EGM/AGM shall be the same person mentioned for Remote e-voting.

INSTRUCTIONS FOR MEMBERS FOR ATTENDING THE EGM/AGM THROUGH VC/OAVM ARE AS UNDER:

1. Member will be provided with a facility to attend the EGM/AGM through VC/OAVM through the NSDL e-Voting system. Members may access by following the steps mentioned above for **Access to NSDL e-Voting system**. After successful login, you can see link of "VC/OAVM link" placed under **"Join meeting"** menu against company name. You are requested to click on VC/OAVM link placed under Join General Meeting menu. The link for VC/OAVM will be available in Shareholder/Member login where the EVEN of Company will be displayed. Please note that the members who do not have the User ID and Password for e-Voting or have forgotten the User ID and Password may retrieve the same by following the remote e-Voting instructions mentioned in the notice to avoid last minute rush.
2. Members are encouraged to join the Meeting through Laptops for better experience.
3. Further Members will be required to allow Camera and use Internet with a good speed to avoid any disturbance during the meeting.
4. Please note that Participants Connecting from Mobile Devices or Tablets or through Laptop connecting via Mobile Hotspot may experience Audio/Video loss due to Fluctuation in their respective network. It is therefore recommended to use Stable Wi-Fi or LAN Connection to mitigate any kind of aforesaid glitches.
5. Shareholders who would like to express their views/have questions may send their questions in advance mentioning their name demat account number/folio number, email id, mobile number at (shivanisingh.yadav@sahara.in). The same will be replied by the company suitably.
6. **Registration of Speaker related point needs to be added by company.**
 - During the period beginning 24 hours before the time fixed for the commencement of the meeting and ending with the conclusion of the meeting, members would be entitled to inspect the proxies lodged, at any time during the business hours of the Company, provided not less than three (3) days written notice is given to the Company.
 - Explanatory Statement pursuant to Section 102 of the Companies Act, 2013 forms part of this Notice.

- To avoid fraudulent transactions, the identity/signature of the members holding shares in electronic/demat form is verified with the specimen signatures furnished by NSDL/CDSL and that of members holding shares in physical form is verified as per the records of the Share Transfer Agent of the Company (i.e. Link Intime India Pvt. Ltd). Members are requested to keep the same updated.
- Corporate Members are requested to send to the Registered Office of the Company, a duly Certified Copy of the Board resolution under Section 113 of the Companies Act, 2013 authorizing their representative to attend and vote at the Annual General Meeting.
- Members are requested to bring the admission slip along with their copies of Annual Report.
- Members who hold shares in Dematerialized form are requested to bring their Client ID and DP ID numbers for easy identification of attendance at the meeting.
- The introduction of Section 72 of the Companies Act, 2013 provides for nomination by the Shareholders of the Company. The members are requested to avail of this facility by submitting the prescribed Form No. SH-13 duly filled in at the Registered Office of the Company or with the Registrar and Share Transfer Agent of the Company:- M/s Link Intime India Private Limited, C-101, 247 Park, L.B.S. Marg, Vikhroli (West), Mumbai - 400 083.
- Members are requested to notify the change in their addresses at the Company's Registered Office or at the office of the Registrar and Share Transfer Agent with their Ledger Folio No. (s).
- Shareholders are requested to notify multiple folios standing in their names for consolidation.
- Members are requested to avoid being accompanied by non-members and/or children.
- The Register of Members and the Share Transfer Book will remain closed from **21st September 2022 to 30th September 2022** (both days inclusive). (both days inclusive).
- Shareholders seeking any information with regard to Accounts are requested to write to the Company at an early date to enable the management to keep the detailed information ready.

14. Voting through electronic means:

- Pursuant to the provisions of Section 108 of the Companies Act, 2013 read with the Companies (Management and Administration) Rules, 2014, a member may exercise his right to vote by electronic means (e-voting) in respect of the resolutions contained in this notice.
- The Company is providing e-voting facility to its members to enable them to cast their votes electronically. The Company has engaged the services of Central Depository Services (India) Limited (CDSL) as the Authorized Agency to provide e-voting facilities.
- The Board of Directors has appointed M/s Amarendra Rai & Associates Practicing Company Secretaries, B-200, Sector-50, Basement NOIDA-201301, UP as the Scrutinizer, for conducting the e-voting process in a fair and transparent manner.
- Members are requested to carefully read the instructions for e-voting before casting their vote.
- The e-voting facility will be available during the following voting period after which the portal will be blocked and shall not be available for e-voting:

Commencement of e-voting	From 9:00 A.M. (IST) on September 27, 2022
End of e-voting	Upto 5:00 P.M. (IST) on September 29, 2022

- The cut-off date (i.e. the record date) for the purpose of e-voting is September 23, 2022.

The procedure and instructions for e-voting are as under:

- During the voting period, the shareholders can visit the e-Voting website www.evotingindia.com and select the relevant EVSN/Company for voting.

- b) You can login to the e-Voting system using their user-id (i.e. demat account number), PAN and Date of Birth (DOB) or Bank account number mentioned for the said demat account or folio.
- c) After logging in, you will have to mandatory change their password. This password can be used by you for all future voting on resolutions of companies in which you are eligible to vote. Physical shareholders will have to login with the DOB and Bank details for every voting.
- d) You have to then select the EVSN for which you desire to vote.
- e) You can then cast your vote on the resolutions available for voting.
- f) You can also view the resolution details on the www.evotingindia.com.
- g) Once you cast the vote, the system will not allow modification of the same.
- h) During the voting period, you can login any number of times till you have voted on all the resolutions. However, once you have voted on a resolution you would not be able to vote for the same resolution but, only view the voting.
- i) Members holding multiple folios / demat accounts shall choose the voting process separately for each of the folios / demat accounts.
- j) In case of any query pertaining to e-voting, please contact CDSL Help Desk Number-1800-200-5533 or can email on helpdesk.evoting@cdslindia.com.
- k) The voting rights of the Members shall be in proportion to the paid-up value of their shares in the equity capital of the Company as on the cut-off date (i.e. the record date), being, 26th August, 2022..
- l) The Scrutinizer shall, after the conclusion of voting at the AGM, first count the votes cast at the meeting and, thereafter, unblock the votes cast through remote e-voting and also count the votes received by post through Ballot Forms, in the presence of at least two witnesses not in the employment of the Company and shall make, not later than two days from the conclusion of the AGM, a Consolidated Scrutinizer's Report of the total votes cast in favour or against, if any, to the Chairman or a person authorized by him in writing, who shall countersign the same and declare the result of the voting forthwith.
- m) The Scrutinizer's decision on the validity of the vote shall be final and binding.
- n) The Results on resolutions shall be declared on or after the AGM of the Company and the resolutions will be deemed to be passed on the AGM date subject to receipt of the requisite number of votes in favour of the resolutions.
- o) The result declared along with the Scrutinizer's report shall be placed on the website of the Company <http://www.saharaone.in/> and on CDSL website <https://www.evotingindia.com> within 2 (two) days of passing of the resolutions at the AGM and communicated to the Stock Exchanges where the Company shares are listed.
- p) SEBI has decided that securities of listed companies can be transferred only in dematerialized form from a cut-off date, to be notified. In view of the above and to avail various benefits of dematerialization, members are advised to dematerialize shares held by them in physical form.
- q) The Securities and Exchange Board of India (SEBI) vide its circular dated 20th April, 2018 has mandated registration of Permanent Account Number (PAN) and Bank Account Details for all securities holders. Members holding shares in physical form are therefore, requested to submit their PAN and Bank Account Details to Linkin time India Private Limited /Investor Services Department of the Company by sending a duly signed letter along with self attested copy of PAN Card and original cancelled cheque. The original cancelled cheque should bear

the name of the Member. In the alternative Members are requested to submit a copy of bank passbook/statement attested by the bank. Members holding shares in demat form are requested to submit the aforesaid information to their respective Depository Participant.

- r) All documents referred to in the accompanying Notice and the Statement shall be open for inspection at the Registered Office of the Company during normal business hours (9:00 a.m. to 5:00 p.m.) on all working days, and including the date of the Annual General Meeting of the Company.
- s) Members are requested to send all communications relating to shares to the Registrar and Share Transfer Agents of the Company at the following address:
M/s Link Intime India Private Limited,
C-101, 247 Park, L.B.S.Marg,
Vikhroli (West), Mumbai - 400 083.
Email Id-accounts@linkintime.co.in
- t) As the 41st AGM is being held through VC, the route map is not annexed to this Notice

Important Communication to members

1. All members (both Physical and Demat) are requested to lodge their e-mail ID's along with Name and Folio / Client ID Number at the following address / e-mail to enable us to send all future communications including Annual Reports through electronic mode.

M/s Link Intime India Private Limited,

C-101, 247 Park, L.B.S. Marg,
Vikhroli (West), Mumbai - 400083.

2. SEBI has made it mandatory for every participant in the securities / capital market to furnish the details of Income Tax Permanent Account Number (PAN). Accordingly, all the shareholders holding shares in physical form are requested to submit their details of PAN along with photocopy of both sides of PAN Card, duly attested to the Registrar and Share Transfer Agent of the Company, M/s. Link Intime India Private Limited as above.

DIRECTORS' REPORT**To the Members,**

Your Directors are submitting the **Forty first Annual Report** of the Company together with the Audited Statement of Accounts for the year ended **31st March 2022**.

FINANCIAL / OPERATIONAL RESULTS

FOR THE YEAR ENDED	Year ended 31.03.2022 Rs ('000)	Year ended 31.03.2021 Rs ('000)
Total Income	1326.22	207.88
Total expenses	28947.29	62987.05
Profit Before tax	(27,621.07)	(62,779.17)

THE YEAR UNDER REVIEW:

During the year (2021-22) under review, the Company has incurred Net Loss of Rs (27621.07) as against loss of (62779.17) during last fiscal 2020-2021.

DIVIDEND

With a view to conserve resources with the Company, the Board of Directors has decided not to recommend any dividend for the Financial Year 2021-2022.

CAPITAL ISSUE

During the financial year 2021-2022 the Company has not issued shares with differential voting rights nor granted stock options nor sweat equity. As on March 31, 2022, the paid-up Equity Share Capital of the Company is Rs. 21,52,50,000/-. Of the total paid up share capital of the Company, 74.99 % is held by Promoters and Promoter Group, and balance of 25.01 % is held by persons other than Promoters and Promoter Group out of which majority is in dematerialized form.

COVID IMPACT ON BUSINESS

The lockdowns and restrictions imposed on various activities due to COVID – 19 pandemic, while being a necessary measure to contain its spread, have also posed an unprecedented challenge to all businesses and the business operations and the Company have also been impacted.

Availability of fresh content is constrained because of stoppage of all the shooting and other allied production activities resulting in revenue loss for the Company. Availability of new digital content is constrained because of stoppage of fresh productions and the Company has managed to release shows that were in inventory. There was no major impact on control environment and operating effectiveness of internal controls as the month end / year end / other controls were operated by way of digital or e-mail sign-offs and online reviews through teleconferencing and Video Conference during the lock down period.

The Company sees a positive trend of content aggregators needing more content, allowing the Company to profitably sell its produced content. The Company continues to evaluate alternate options to monetize its content. Even though the current situation is very volatile, we are confident about our ability to manage the crisis and come out of it in a strengthened position. The Company has taken various steps to mitigate the adverse impact of Covid-19 on the business which includes reduction in employee costs across all levels for a limited period, waiver of rentals and maintenance charges for the leased properties and other cost optimization across various overheads.

DIRECTORS :

Shri A.K. Srivastava (DIN: 02323304) as Non-Executive Independent Director, is liable to retire by rotation at the ensuing Annual General Meeting, pursuant to Section 152 and other applicable provisions, if any, of

the Companies Act, 2013, read with the Companies (Appointment and Qualification of Directors) Rules, 2014 (including any statutory modification(s) or re-enactment(s) thereof for the time being in force), being eligible has offered himself for re-appointment. Appropriate resolution for his re-appointment is being placed for the approval of the Members of the Company at the ensuing Annual General Meeting. The brief resume of the Director and other related information has been detailed in the Notice convening the 41st Annual General Meeting of the Company. The Board recommends his re-appointment as Non – Executive Non-Independent Director of the Company.

Shri Bibek Roy Choudhary (DIN: 07663995) has been appointed as an additional director of the Company in the meeting of the Board of directors held on 11th of July, 2022 which was originally called on 12th February, 2022 but was adjourned sine die. Shri Bibek Roy Choudhary is PhD(Management) with Five Point Scale of UGC regulation, B.Sc. (Hons) in Chemistry -Passed with 1st class—1989 and MBA (Marketing Management) – 1994 - 1st Class, TEM – Test for Employability as Manager from AIMA, Delhi.

WOMAN DIRECTOR

In terms of Section 149 of Companies Act, 2013, the Company is required to have a woman director on its Board. Mrs. Rana Zia, Whole time Director is already on the Board of the Company from November 14, 2015 and hence the Company fulfills the requirements of the said section.

INDEPENDENT DIRECTORS:

Demise of Shri R.S. Rathore, Independent Director (DIN-00265568) of the Company.

The Company was informed about the sad and sudden demise of **Shri R.S. Rathore Independent Director (DIN-00265568)** of the Company on Wednesday, 19th January, 2022 due to ill health. He was appointed on the Board of the Company on 29.07.2006 and the Company immensely benefitted from his vision during his tenure. All the directors and employees of the Company convey deep sympathy, sorrow and condolences to his family. The Disclosure regarding demise of Shri R.S. Rathore was duly intimated under Regulation 30 and 68(2) of SEBI (Listing Obligations and Disclosure Requirements) Regulations, 2015 to Bombay Stock Exchange on the same day.

Pursuant to the provisions of the Companies Act, 2013 (“the Act”) and Clause 49 of the erstwhile Listing Agreement, Shri R.S. Rathore, Shri Brijendra Sahay were re-appointed as Independent Non-Executive Directors to hold office for five consecutive years from 1st April, 2019 upto 31st March, 2024 by the Members of the Company in the 38th Annual General Meeting held on 30th September, 2019.

Shri Brijendra Sahay, the Independent Directors of the Company have submitted the Declaration of Independence, as required pursuant to Section 149 (7) of the Companies Act, 2013, stating that they meet the criteria of Independence as provided in Sub –Section 149(6) and Regulation 16 of the SEBI (Listing Obligations and Disclosure Requirements) Regulations, 2015.

The Company arranged familiarisation programmes for the Independent Directors. Independent Directors have already been informed about their duties, rights, responsibilities and Code of Conduct including various recent changes of the Companies Act, 2013 in the Board Meeting of the Company. The details of familiarisation program for Independent Directors are available on the website of the Company at-www.saharaonemedia.com.

SUBSIDIARIES:

As on 31st March, 2022 your Company has one subsidiary i.e Sahara Sanchaar Limited.

SAHARA SANCHAAAR LIMITED

Sahara Sanchaar Limited is a Public Limited Company incorporated on 11/12/1997 registered under jurisdiction of Registrar of Companies, Kolkata having its registered office at Sahara India Sadan, 2A, Shakespeare Sarani, Kolkata 700071. Sahara Sanchaar Limited has telecasting and broadcasting licence.

AUDITED FINANCIAL STATEMENTS OF THE SUBSIDIARY

The Audited Financial Statements, the Auditors Report thereon and the Board's Report with applicable annexure for the year ended March 31, 2022 for the Subsidiary Companies are annexed along with the Annual Report.

Further a statement containing the salient features of our subsidiary in the prescribed format AOC-1 is appended as Annexure-4 to the Board Report.

The Company has adopted a Policy for determining Material Subsidiaries in terms of Regulation 16(1)(c) of the Securities and Exchange Board of India (Listing Obligations and Disclosure Requirements) Regulations, 2015 ('Listing Regulations'). The Policy, as approved by the Board, is uploaded on the Company's website.

CONSOLIDATED FINANCIAL STATEMENTS:

The Consolidated Financial Statements of the Company is prepared in accordance with the accounting principles generally accepted in India, including the Accounting Standards specified under Section 133 of the Companies Act, 2013 read with Rule 7 of the Companies (Accounts) Rules, 2014, form part of the Annual Report and are reflected in the Consolidated Financial Statements of the Company.

The Annual Financial Statements of the subsidiary and related detailed information will be kept at the Registered Office of the Company, as also at the registered offices of the respective subsidiary company and will be available to investors seeking information at any time.

AUDIT COMMITTEE:

The Board of Directors of the Company constituted a committee of Directors (in Compliance with Regulations 18 of the SEBI Listing Obligation and Disclosure Requirement Regulations) known as Audit Committee in its meeting held on 30th January 2001 and further re-constituted the same on 29th June 2002, 29th July 2006, 29th April 2008, 30th June 2009, 2nd August 2011 and 8th February 2012. Shri R. S. Rathore is continuing as Chairman of the Audit Committee since 10th March 2008.

In view of the demise of Shri J. N. Roy (DIN-02132227) and Shri R.S. Rathore (DIN-02132227) Independent Director on 12th May, 2021 and 19th January 2022 respectively. The Audit Committee has been re-constituted presently consisting three Directors as members of Audit Committee viz. Shri Brijendra Sahay, Shri Bibek roy Choudhary, Shri A.K. Srivastava and Company Secretary acts as Secretary to the Committee. Out of three committee members, two are Independent Directors and one is Non-executive and Non- Independent Director. The Chairman of the Audit Committee is an independent Director which is in Compliance with the Regulations 18 of the Listing Obligation and Disclosure Requirement Regulations as well as Section 177 of the Companies Act, 2013.

NOMINATION AND REMUNERATION COMMITTEE:

The Board of Directors of the Company constituted a committee of Directors known as Remuneration Committee in its meeting held on 26th August, 2009 (pursuant to the requirement of Schedule XIII of Companies Act, 1956) to deal with matters related to managerial remuneration of Company as may be required from time to time. The Committee was re-named as "Nomination and Remuneration Committee" pursuant to Section 178 of the Companies Act, 2013 by the Board at its meeting held on 11th August, 2014.

The Committee consists of following members at present:

Shri Brijendra Sahay	Chairman
Shri A.K. Srivastava	Member
Shri Bibek Roy Choudhary	Member
Smt Rana Zia	Member

Ms. Shivani Singh Yadav, Company Secretary acts as Secretary / Convener of the committee.

STAKEHOLDERS RELATIONSHIP COMMITTEE:

The Board of Directors of Company had constituted Share Transfer Committee on 10th March, 2000 which was later renamed as Shareholders and Investors Grievances Committee which was further renamed as Stakeholders Relationship Committee as pursuant to Section 178 of the Companies Act, 2013 and was further re-constituted on 3rd April, 2001, 30th January, 2002, 29th July, 2006, 23rd October, 2008, 21st March 2009, 24th March 2010 and 8th November 2012.

In view of the demise of Shri J.N. Roy and Shri R.S. Rathore Independent Director appointment of Shri Bibek Roy Choudhary in the meeting held on 11.07.2022 and the Committee has been re-constituted.

Following are the members of the committee at present:

Shri A.K. Srivastava	Chairman
Shri Bibek Roy Choudhary	Member
Shri Brijendra Sahay	Member
Smt Rana Zia	Member

Ms. Shivani Singh Yadav, Company Secretary acts as Secretary / Convener of the committee.

During the period under review, the Company has not received any complaint from the Shareholders/Investors.

The Stakeholders Relationship Committee Meetings are held whenever required in case the grievances of investors stand unresolved by the Registrar and Share Transfer Agent of Company M/s Link Intime India Pvt. Ltd.

CORPORATE GOVERNANCE

The Company has complied with the Corporate Governance Requirements, as stipulated under the various regulations of SEBI (Listing Obligations and Disclosure Requirements) Regulations, 2015 and the Companies Act, 2013. A report on Corporate Governance along with Certificate on its Compliance forms a part of the Annual Report.

VIGIL MECHANISM / WHISTLE BLOWER POLICY:

The details of the vigil mechanism are mentioned in the Corporate Governance Report and also available at www.sahara-one.com.

CORPORATE SOCIAL RESPONSIBILITY:

As required under Companies Act, 2013, Corporate Social Responsibility has been formed and constituted. However no amount has been transferred in view of loss incurred by the Company for the Financial Year 2021-22.

EXTRACT OF ANNUAL RETURN:

The information required under Section 134 of the Companies Act, 2013 read with Rule 12 of the Companies (Management and Administration) Rules, 2014, the extracts of Annual Return of the Company in prescribed format is annexed herewith marked as **Annexure-1** to this Report.

PERSONNEL:

Disclosures pertaining to remuneration and other details as required under Section 197(12) of the Act read with Rule 5(1) of the Companies (Appointment and Remuneration of Managerial Personnel) Rules, 2014 are provided in the prescribed format and annexed herewith marked as **Annexure-2** to this Report.

NOMINATION AND REMUNERATION POLICY

The Nomination and Remuneration Committee of the Company review the composition of the Board, to ensure that there is an appropriate mix of abilities, experience and diversity to serve the interests of the shareholders of the Company.

In accordance to Section 178 of Companies Act, 2013, the Nomination and Remuneration Policy was formulated to govern the terms of nomination, appointment and remuneration of Directors, Key Managerial and Senior Management Personnel of the Company.

The Policy ensures that (a) the level and composition of remuneration is reasonable and sufficient to attract, retain and motivate directors of the quality required to run the Company successfully; (b) relationship of remuneration to performance is clear and meets appropriate performance benchmarks; and (c) remuneration to directors, key managerial personnel and senior management involves a balance between fixed and incentive pay reflecting short and long term performance objectives appropriate to the working of the Company and its goals. The Policy has been approved by the Nomination and Remuneration Committee and the Board.

The document as approved by the Board is available on the Company Website www.sahara-one.com.

RELATED PARTY TRANSACTIONS

All Related Party Transactions that were entered into during the financial year were on an arm's length basis, in the ordinary course of business and were in compliance with the applicable provisions of the Act and the Listing Regulations (erstwhile Listing Agreement entered into with the Stock Exchanges). There were no materially significant Related Party Transactions made by the Company during the year that would have required Shareholder approval under the Listing Regulations.

All Related Party Transactions are placed before the Audit Committee for approval. A statement of all Related Party Transactions is placed before the Audit Committee for its review on a quarterly basis, specifying the nature, value and terms and conditions of the transactions.

The Company has adopted a Related Party Transactions Policy. The Policy, as approved by the Board, is uploaded on the Company's website.

Details of the transactions with Related Parties are provided in the accompanying financial statements. There were no transactions during the year which would require to be reported in Form AOC.2.

KEY MANAGERIAL PERSONNEL (KMPS)

In terms of Section 2(51) and Section 203 of the Companies Act, 2013, Smt. Rana Zia, Whole time Director, Shri Prakash Chandra Tripathy, Chief Financial Officer and Ms. Shivani Singh Yadav, Company Secretary are the key managerial personnel of the Company, as on date of this report.

PARTICULARS OF LOANS, INVESTMENTS, GUARANTEES AND SECURITY PROVIDED

Details of loans, guarantees, investments and security provided pursuant to the provisions of Section 186 of the Companies Act, 2013, are provided in notes forming part of the financial statements.

MECHANISM FOR EVALUATING BOARD MEMBERS

One of the key functions of the Board is to monitor and review the Board evaluation framework. The Board in consultation with the Nomination and Remuneration Committee lays down the evaluation criteria for the performance evaluation of Executive/Non-Executive/ Independent Directors. The questionnaire of the survey is a key part of the process of reviewing the functioning and effectiveness of the Board and for identifying possible paths for improvement.

The following are the criteria on the basis of which the Directors are evaluated:

- 1) Knowledge to perform the role.
- 2) Time and Level of Participation.
- 3) Performance of Duties and Level of Oversight.
- 4) Professional Conduct and Independence. Feedback on each Director is encouraged to be provided as a part of the survey.

BOARD EVALUATION

Schedule IV of Companies Act, 2013 mandates that annual performance evaluation of Directors should be carried out by Independent Directors and annual performance evaluation of Independent Directors should be carried out by other Directors to the exclusion of Director being evaluated.

The evaluation of all the Directors and the Board as a whole was conducted based on the criteria and framework adopted by the Board. The evaluation process has been explained in the Corporate Governance Report which forms part of the Annual Report. The Board approved the evaluation process results as collated by the Nomination & Remuneration Committee of the Company

ADEQUACY OF INTERNAL FINANCIAL CONTROL

Your Company Internal Financial Control System are Commensurate with the nature, size and complexity of the Business and Operations. They are routinely tested and certified by Internal Auditors. Significant Audit Observation and the Follow up actions are reported to the Audit Committee.

STATUTORY AUDITORS:

Messrs D.S. Shukla & Co, Chartered Accountants, Mumbai (Firm Registration No.000773C) were appointed as Statutory Auditors of the Company for a period of **five consecutive years** at the ("AGM") of the Members held on September 29, 2018 on a remuneration mutually agreed upon by the Board of Directors and the Statutory Auditors.

Their appointment was subject to ratification by the Members at every subsequent AGM held after the AGM held on September 29, 2018. Pursuant to the amendments made to Section 139 of the Act by the Companies (Amendment) Act, 2017 effective from May 7, 2018, the requirement of seeking ratification of the Members for the appointment of the Statutory Auditors has been withdrawn from the Statute.

In view of the above, ratification by the Members for continuance of their appointment at this AGM is not being sought. The Statutory Auditors have given a confirmation to the effect that they are eligible to continue with their appointment and that they have not been disqualified in any manner from continuing as Statutory Auditors.

AUDITORS' REPORT:

Messrs D.S. Shukla & Co, Chartered Accountants, Mumbai, submitted their Audit Report for the Financial Year 2021-22, The auditor has qualified the following points, the reply of management to which is as under:

1. Amount of Rupees 69,40,27,883/- deposited by Company in Sahara - SEBI refund account in the matter of dispute in respect of repayment of Optionally Fully Convertible Debentures (OFCDs) by two group companies, namely M/s Sahara India Real Corporation Limited & Sahara Housing Investment Corporation Limited. The management is confident that Company will get back this amount with interest. However, in absence of any convincing evidence we are unable to ascertain whether this amount is fully recoverable or not and its further impact, if any, that may arise in case if this amount is subsequently determined to be doubtful of recovery.

Our Reply

Pursuant to the order of Hon'ble Supreme Court of India Rs.69,40,27,883/- has been transferred to Sahara-SEBI Refund account, though the Company is not related in any way with the dispute. The matter is sub judice in the Hon'ble Supreme Court of India and Management is fully confident that amount is fully recoverable hence no provisioning required. As the Company is not in any way involved in litigations the management is fully confident that amount transferred by order of Hon'ble Supreme Court of India will be refunded back once the final order is being passed by Hon'ble Supreme Court of India.

DETAILS OF BOARD MEETINGS

During the financial year under review, Four meetings of the Board of Directors were held, details of which have been provided in the Corporate Governance Report.

SECRETARIAL AUDITOR:

Pursuant to the provisions of Section 204 of the Companies Act, 2013, the Board has appointed M/s C.P Shukla & Co., Company Secretaries, Lucknow, a firm of Company Secretaries in Practice, to conduct Secretarial Audit of the Company for the financial year 2021-22. The Secretarial Audit Report for the financial year ended March 31, 2022 is annexed herewith marked as Annexure- 3 to this Report.

INTERNAL AUDITORS:

The Company has appointed M/s Harish Tibrewal & Associates Chartered accountants, Mumbai and M/s. Vimal Dixit & Associates Chartered accountants, Lucknow, as the Internal Auditors for the year 2021-22.

PUBLIC DEPOSITS:

The Company has not accepted any public deposit during the year under review.

POLICY ON SEXUAL HARASSMENT OF WOMEN AT WORKPLACE

The Company has in place, Policy on Prevention, Prohibition and Redressal of Sexual Harassment for women at workplace in accordance with the requirements of the Sexual Harassment of Women at Workplace (Prevention, Prohibition and Redressal) Act, 2013. An Internal Complain Committee (ICC) has been in place to redress complaints received regarding Sexual Harassment. The policy has set guidelines on the redressal and enquiry process that is to be followed by the complainants and ICC, while dealing with issues related to Sexual Harassment at workplace.

PARTICULARS REQUIRED UNDER COMPANIES (ACCOUNTS) RULES, 2014:

Information required to be provided under Section 134(3) of the Companies Act, 2013 read with Companies (Accounts) Rules, 2014. Particulars of foreign currency earnings and outgo during the year are given as hereunder:

Foreign Currency Earnings (Accrual Basis)	- Rs. Nil
Foreign Currency Expenditures (Accrual Basis)	- Rs. Nil

CORPORATE GOVERNANCE:

Corporate Governance Guidelines as specified in the Listing Agreement with Stock Exchanges is applicable to the Company from the Financial Year 2001-02. The Company has complied with the Guidelines of Corporate Governance and as required by Schedule V (C) of the SEBI (Listing Obligation and Disclosure Requirements) Regulations, 2015 a separate report on the Corporate Governance is forming part of this Annual Report. A Certificate by Practicing Company Secretary on the Compliance with the guidelines of the Listing Agreement on the Corporate Governance is forming part of this Annual Report.

DIRECTORS' RESPONSIBILITY STATEMENT:

Pursuant to Section 134(3) (c) of the Companies Act, 2013, the Directors, based on the representation received from the operating management, confirm that:-

- in the preparation of the Annual Accounts, the applicable accounting standards had been followed along with proper explanation relating to material departures, if any, and there is no material departure from following the accounting Standards.
- they have, in selection of accounting policies, consulted the Statutory Auditors and have applied them consistently and made judgment and estimates that are reasonable and prudent, so as to give true and fair view of the state of affairs of the Company as at the end of the Financial Year and of the Profit or Loss of the Company for that period.

- (c) they have taken proper and sufficient care to the best of their knowledge and ability, for the maintenance of adequate accounting records in accordance with the provisions of the Companies Act, 2013 for safeguarding the assets of the Company and preventing and detecting fraud and other irregularities.
- (d) they have prepared the Annual Accounts on a Going Concern basis, and
- (e) they have laid down internal financial controls to be followed by the Company and that such internal financial controls are adequate and were operating effectively.
- (f) they had devised proper systems to ensure compliance with the provisions of all applicable laws and that such systems were adequate and operating effectively.

GENERAL

There have been no material changes and commitments, which can affect the financial position of the Company between the end of the financial year and the date of this Report.

Statutory Auditors of the Company have not reported any incident related to fraud during the financial year 2021-22 under Section 143(12) of the Companies Act 2013.

ACKNOWLEDGEMENTS:

Your Directors acknowledge with thanks the support and co-operation extended by the Investors, Bankers, Business Associates and employees at all levels for their valuable patronage.

**For and on behalf of the Board of Directors of
Sahara One Media and Entertainment Limited**

A.K. Srivastava
(Director)
DIN-02323304

Rana Zia
(Whole Time Director)
DIN-07083262

Date: 13.08.2022
Place: Mumbai

Annexure-1
Form No. MGT-9
EXTRACT OF ANNUAL RETURN

As on the Financial Year ended on 31st March, 2022
[Pursuant to Section 92(3) of the Companies Act, 2013 and rule 12(1) of the Companies (Management and Administration) Rules, 2014]

I. REGISTRATION AND OTHER DETAILS:

CIN:	L67120MH1981PLC024947
Registration Date:	06.08.1981
Name of the Company:	Sahara One Media And Entertainment Limited
Category/ Sub-Category of the Company:	Company Limited by shares / Indian Non- Government Company
Address of the registered office and contact details:	25-28, Floor-2, Plot No.-209, Atlanta Building Jamnalal Bajaj Marg, Nariman Point, Mumbai City MH 400021. Tel: 022 4293 1818. Fax: 022 4293 1870. Telephone (with STD Code) : 022-42931818 Fax Number : 022-42931870 Email Address :investors@sahara-one.com Website:www.sahara-one.com
Whether listed company:	YES
Name, Address and Contact details of Registrar and Transfer Agent, if any:	Link Intime India Private Limited C-101, 247 Park, L.B.S. Marg, Vikhroli (West), Mumbai - 400 083. Maharashtra. Telephone : 022-49186000 Fax Number : 022-49186060 Email Address :accounts@linkintime.co.in

II. PRINCIPAL BUSINESS ACTIVITIES OF THE COMPANY:

All the business activities contributing 10% or more of the total turnover of the company shall be stated:

S.No	Name and Description of main products/services	NIC Code of the Product/Services	% to total turnover of the Company
1.	Motion Picture, Video Tape and Television Programme Production	591	100%

III. PARTICULARS OF HOLDING, SUBSIDIARY AND ASSOCIATE COMPANIES:

S.No	Name and address of the Company	CIN/GLN	Holding/Subsidiary/Associate	% of Shares Held	Applicable Section
1	Sahara Sanchaar Limited, Sahara India Sadan, 2A, Shakespeare Sarani, Kolkata, West Bengal-700 071.	U74140WB1997PLC112293	Subsidiary	54.17%	2(87)

IV. SHAREHOLDING PATTERN (Equity Share Capital Breakup as percentage of total Equity:

i) Category Wise Shareholding:

Categories of Shareholders	No. of Shares held at the beginning of the year				No. of the shares held at the end of the year				% Change during the year
	Demat	Physical	Total	% of Total Shares	Demat	Physical	Total	% of Total Shares	
A. Promoter									
1. Indian									
a) Individual	8375000	0	8375000	38.908	8375000	0	8375000	38.908	0%
b) Central Govt.	0	0	0	0.000	0	0	0	0%	0%
c) State Govt(s)	0	0	0	0.000	0	0	0	0%	0%
d) Bodies Corporate	7766702	0	7766702	36.082	7766702	0	7766702	36.082	0%
e) Banks/FIs	0	0	0	0.000	0	0	0	0%	0%
f) Any other(s)	0	0	0	0.000	0	0	0	0%	0%
Sub Total(A)(1)	16141702	0	16141702	74.990	16141702	0	16141702	74.990	0%
2. Foreign									
a) NRIs Individual	0	0	0	0.000	0	0	0	0%	0%
b) Other Individuals	0	0	0	0.000	0	0	0	0%	0%
c) Bodies Corporate	0	0	0	0.000	0	0	0	0%	0%
d) Banks/FI	0	0	0	0.000	0	0	0	0%	0%
e) Any other(s)	0	0	0	0.000	0	0	0	0%	0%
Sub Total(A)(2)	0	0	0	0.000	0	0	0	0%	0%
Total Shares of Promoters(A)= (A)(1)+(A)(2)	16141702	0	16141702	74.990	16141702	0	16141702	74.990	0%
B. Public Shareholding									
1. Institutions									
a) Mutual Funds/ UTI	0	0	0	0.000	0	0	0	0%	0%
b) Banks/FI	0	0	0	0.000	0	0	0	0%	0%
c) Central Govt.	0	0	0	0.000	0	0	0	0%	0%
d) State Govt.	0	0	0	0.000	0	0	0	0%	0%
e) Venture Capital Funds	0	0	0	0.000	0	0	0	0%	0%
f) Insurance Companies	0	0	0	0.000	0	0	0	0%	0%
g) FII	0	0	0	0.000	0	0	0	0%	0%
h) Foreign Venture Capital Funds	0	0	0	0.000	0	0	0	0%	0%
i) Any Other	0	0	0	0.000	0	0	0	0%	0%
Sub-Total (B)(1)	0	0	0	0.000	0	0	0	0%	0%
2. Non-institutions									
a) Bodies Corporate	-	-	-	-	-	-	-	-	-
i) Indian	5192480	2000	5194480	24.132	5164541	2000	5166541	23.993%	0.138%
ii) Overseas	0	0	0	0.000	0	0	0	0%	0%
b) Individuals									
i) Individuals shareholders holding nominal share capital up to Rs 2 lakh	148925	37307	186232	0.865	175602	0	175602	0.816%	6.057%
ii) Individual shareholders holding nominal share capital in excess of Rs. 2 lakh.	0	0	0	0%	27795	0	27795	0.129%	0.129%
c) Other (specify)	-	-	-	-	-	-	-	-	-

Hindu Undivided Family	86		86	0.000	86		86	0.000	0%
Clearing Members	484		484	0.002	672	0	672	0.003	-27.976
NRI (Repat)	830	0	830	0.004	1818	0	1818	0.008	54.345
NRI (Non Repat)	0	0	0	0.000	10	0	10	0.000	0%
Sub-Total (B)(2)	5343991	39307	5383298	25.010	5343991	39307	5383298	25.010	0%
Total Public Shareholding (B)= (B)(1)+(B)(2)	5343991	39307	5383298	25.010	5343991	39307	5383298	25.010	0%
C. Shares held by Custodians for GDRs & ADRs	0	0	0	0.000	0	0	0	0%	0%
Grand Total (A)+(B)+(C)	21485693	39307	21525000	100.000	21485693	39307	21525000	100.000	0%

ii) Shareholding of Promoters:

Sl. No.	Shareholders Name	Shareholding at the beginning of the year			Shareholding at the end of the year			% Change in share holding during the year
		No. of Shares	% of total Shares of the company	% of Shares Pledged / encumbered to total shares	No. of Shares	% of total Shares of the company	% of Shares Pledged / encumbered to total shares	
1.	Shri Subrata Roy Sahara	5200000	24.16	0.00	5200000	24.16	0.00	0%
2.	Smt Swapna Roy	350000	1.63	0.00	350000	1.63	0.00	0%
3.	Shri O.P. Srivastava	1000000	4.65	0.00	1000000	4.65	0.00	0%
4.	Shri J.B. Roy	1000000	4.65	0.00	1000000	4.65	0.00	0.00
5.	Shri Ishtiaque Ahmad	825000	3.83	0.00	825000	3.83	0.00	0%
6.	Sahara India Financial Corporation Limited	3076912	14.29	0.00	3076912	14.29	0.00	0%
7.	Sahara Prime City Limited	3261790	15.15	0.00	3261790	15.15	0.00	0%
8.	Sahara India Commercial Corporation Limited (For SIMC)	825000	3.83	0.00	825000	3.83	0.00	0%
9.	Sahara India Commercial Corporation Limited	413500	1.92	0.00	413500	1.92	0.00	0%
10.	Sain Processing and Weaving Mills Private Limited	189500	0.88	0.00	189500	0.88	0.00	0%
	Total	16141702	74.99	0.00	16141702	74.99	0.00	0%

iii) Change in Promoter's Shareholding: NO CHANGES

1. Shri Subrata Roy Sahara

Sl. No.		Shareholding at the beginning of the year		Cumulative Shareholding during the year	
		No. of Shares	% of total Shares of the Company	No. of Shares	% of total Shares of the Company
1	At the Beginning of the Year	5200000	24.16	5200000	24.16
2	Date wise increase/decrease in promoters Shareholding during the Year Reason for increase/decrease	No Change during the year			
3	At the end of the Year	5200000	24.16	5200000	24.16

2. Smt Swapna Roy

Sl. No.		Shareholding at the beginning of the year		Cumulative Shareholding during the year	
		No. of Shares	% of total Shares of the Company	No. of Shares	% of total Shares of the Company
1	At the Beginning of the Year	350000	1.63	350000	1.63
2	Date wise increase/decrease in promoters Shareholding during the Year Reason for increase/decrease	No Change during the year			
3	At the end of the Year	350000	1.63	350000	1.63

3. Shri O.P. Srivastava

Sl. No.		Shareholding at the beginning of the year		Cumulative Shareholding during the year	
		No. of Shares	% of total Shares of the Company	No. of Shares	% of total Shares of the Company
1	At the Beginning of the Year	1000000	4.65	1000000	4.65
2	Date wise increase/decrease in promoters Shareholding during the Year Reason for increase/decrease	No Change during the year			
3	At the end of the Year	1000000	4.65	1000000	4.65

4. Shri J.B. Roy

Sl. No.		Shareholding at the beginning of the year		Cumulative Shareholding during the year	
		No. of Shares	% of total Shares of the Company	No. of Shares	% of total Shares of the Company
1	At the Beginning of the Year	1000000	4.65	1000000	4.65
2	Date wise increase/decrease in promoters Shareholding during the Year Reason for increase/decrease	No Change during the year			
3	At the end of the Year	1000000	4.65	1000000	4.65

5. Shri Ishtiaque Ahmad

Sl. No.		Shareholding at the beginning of the year		Cumulative Shareholding during the year	
		No. of Shares	% of total Shares of the Company	No. of Shares	% of total Shares of the Company
1	At the Beginning of the Year	825000	3.83	825000	3.83
2	Date wise increase/decrease in promoters Shareholding during the Year Reason for increase/decrease	No Change during the year			
3	At the end of the Year	825000	3.83	825000	3.83

6. Sahara India Financial Corporation Limited

Sl. No.		Shareholding at the beginning of the year		Cumulative Shareholding during the year	
		No. of Shares	% of total Shares of the Company	No. of Shares	% of total Shares of the Company
1	At the Beginning of the Year	3076912	14.29	3076912	14.29
2	Date wise increase/decrease in promoters Shareholding during the Year Reason for increase/decrease	No Change during the year			
3	At the end of the Year	3076912	14.29	3076912	14.29

7. Sahara Prime City Limited

Sl. No.		Shareholding at the beginning of the year		Cumulative Shareholding during the year	
		No. of Shares	% of total Shares of the Company	No. of Shares	% of total Shares of the Company
1	At the Beginning of the Year	3261790	15.15	3261790	15.15
2	Date wise increase/decrease in promoters Shareholding during the Year Reason for increase/decrease	No Change during the year			
3	At the end of the Year	3261790	15.15	3261790	15.15

8. Sahara India Commercial Corporation Limited (For SIMC)

Sl. No.		Shareholding at the beginning of the year		Cumulative Shareholding during the year	
		No. of Shares	% of total Shares of the Company	No. of Shares	% of total Shares of the Company
1	At the Beginning of the Year	825000	3.83	825000	3.83
2	Date wise increase/decrease in promoters Shareholding during the Year Reason for increase/decrease	No Change during the year			
3	At the end of the Year	825000	3.83	825000	3.83

9. Sahara India Commercial Corporation Limited

Sl. No.		Shareholding at the beginning of the year		Cumulative Shareholding during the year	
		No. of Shares	% of total Shares of the Company	No. of Shares	% of total Shares of the Company
1	At the Beginning of the Year	413500	1.92	413500	1.92
2	Date wise increase/decrease in promoters Shareholding during the Year Reason for increase/decrease	No Change during the year			
3	At the end of the Year	413500	1.92	413500	1.92

10. Sain Processing and Weaving Mills Private Limited

Sl. No.		Shareholding at the beginning of the year		Cumulative Shareholding during the year	
		No. of Shares	% of total Shares of the Company	No. of Shares	% of total Shares of the Company
1	At the Beginning of the Year	189500	0.88	189500	0.88
2	Date wise increase/decrease in promoters Shareholding during the Year Reason for increase/decrease	No Change during the year			
3	At the end of the Year	189500	0.88	189500	0.88

iv) Shareholding Pattern of top ten Shareholders (Other than Directors, promoters and Holders of GDRs and ADRs):

1. BENNETT, COLEMAN AND COMPANY LIMITED

Sl. No.		Shareholding at the beginning of the year		Cumulative Shareholding during the year	
		No. of Shares	% of total Shares of the Company	No. of Shares	% of total Shares of the Company
1	At the Beginning of the Year	10,99,722	5.109	10,99,722	5.109
2	Date wise increase/decrease in promoters Shareholding during the Year Reason for increase/decrease	No Change during the year			
3	At the end of the Year	10,99,722	5.109	10,99,722	5.109

2. MGK INFRASTRUCTURE PVT. LTD.

Sl. No.		Shareholding at the beginning of the year		Cumulative Shareholding during the year	
		No. of Shares	% of total Shares of the Company	No. of Shares	% of total Shares of the Company
1.	At the Beginning of the Year	1,066,487	4.955%	1,066,487	4.955%
2	Date wise increase/decrease in promoters Shareholding during the Year Reason for increase/decrease	No Change during the year			
3	At the end of the Year	1,066,487	4.955%	1,066,487	4.955%

3. BLUE CRYSTAL INFRASTRUCTURE PRIVATE LIMITED

Sl. No.		Shareholding at the beginning of the year		Cumulative Shareholding during the year	
		No. of Shares	% of total Shares of the Company	No. of Shares	% of total Shares of the Company
1	At the Beginning of the Year	1,066,486	4.955%	1,066,486	4.955%
2	Date wise increase/decrease in promoters Shareholding during the Year Reason for increase/decrease	No Change during the year			
3	At the end of the Year	1,066,486	4.955%	1,066,486	4.955%

4. NSC INFRASTRUCTURE PRIVATE LIMITED

Sl. No.		Shareholding at the beginning of the year		Cumulative Shareholding during the year	
		No. of Shares	% of total Shares of the Company	No. of Shares	% of total Shares of the Company
1	At the Beginning of the Year	1,066,486	4.955%	1,066,486	4.955%
2	Date wise increase/decrease in promoters Shareholding during the Year Reason for increase/decrease	No Change during the year			
3	At the end of the Year	1,066,486	4.955%	1,066,486	4.955%

5. GANDEVI COMMERCE PRIVATE LIMITED

Sl. No.		Shareholding at the beginning of the year		Cumulative Shareholding during the year	
		No. of Shares	% of total Shares of the Company	No. of Shares	% of total Shares of the Company
1	At the Beginning of the Year	271527	1.261%	271527	1.261%
2	Date wise increase/decrease in promoters Shareholding during the Year Reason for increase/decrease	No Change during the year			
3	At the end of the Year	271527	1.261%	271527	1.261%

6. HIMACHAL FUTURISTIC COMMUNICATIONS LIMITED

Sl. No.		Shareholding at the beginning of the year		Cumulative Shareholding during the year	
		No. of Shares	% of total Shares of the Company	No. of Shares	% of total Shares of the Company
1	At the Beginning of the Year	250,950	1.166%	250,950	1.166%
2	Date wise increase/decrease in promoters Shareholding during the Year Reason for increase/decrease	No Change during the year			
3	At the end of the Year	250,950	1.166%	250,950	1.166%

7. MENTOR CAPITAL LIMITED

Sl. No.		Shareholding at the beginning of the year		Cumulative Shareholding during the year	
		No. of Shares	% of total Shares of the Company	No. of Shares	% of total Shares of the Company
1	At the Beginning of the Year	224,986	1.045%	1,37,186	0.6373
2	Date wise increase/decrease in promoters Shareholding during the Year Reason for increase/decrease				
3	At the end of the Year	224,986	1.045%	1,37,186	0.6373

8. AVANI IMPEX PRIVATE LIMITED

Sl. No.		Shareholding at the beginning of the year		Cumulative Shareholding during the year	
		No. of Shares	% of total Shares of the Company	No. of Shares	% of total Shares of the Company
1	At the Beginning of the Year			88,010	0.4089
2	Date wise increase/decrease in promoters Shareholding during the Year Reason for increase/decrease				
3	At the end of the Year			88,010	0.4089

9. RAMESH CHAND

Sl No.		Shareholding at the beginning of the year		Cumulative Shareholding during the year	
		No. of Shares	% of total Shares of the Company	No. of Shares	% of total Shares of the Company
1	At the Beginning of the Year	15,187	0.0706	27,795	0.01291
2	Date wise increase/decrease in promoters Shareholding during the Year Reason for increase/decrease				
3	At the end of the Year	15,187	0.0706	27,795	0.01291

10. DLM CONSTRUCTION PRIVATE LIMITED

Sl No.		Shareholding at the beginning of the year		Cumulative Shareholding during the year	
		No. of Shares	% of total Shares of the Company	No. of Shares	% of total Shares of the Company
1	At the Beginning of the Year	22,200	0.103%	22200	0.103%
2	Date wise increase/decrease in promoters Shareholding during the Year Reason for increase/decrease	No Change during the year			
3	At the end of the Year	22,200	0.103%	22200	0.103%

v) Shareholding of Directors and Key Managerial Personnel:

Sl No.	Name	Period	Shareholding at the beginning of the year		Cumulative Shareholding during the year	
			No. of Shares	% of total Shares of the Company	No. of Shares	% of total Shares of the Company
1.	NIL	NIL				
			NIL			

V. INDEBTEDNESS

Indebtedness of the Company including interest outstanding/accrued but not due for payment
NO SECURED LOANS

Sl. No.	Particulars	Secured Loans excluding deposits	Unsecured Loans	Deposits
	Indebtedness at the beginning of the financial year			
1.	Principal Amount:	-	-	-
2.	Interest due but not paid	-	-	-
3.	Interest accrued but not paid:	-	-	-
	Total	-	-	-
	Change in Indebtedness during the financial year			
1.	Addition	-	-	-
2.	Reduction	-	-	-
	Net Change	-	-	-
	Indebtedness at the end of the financial year			
1.	Principal Amount:	-	-	-
2.	Interest due but not paid	-	-	-
3.	Interest accrued but not paid:	-	-	-
	Total	-	-	-

VI. REMUNERATION OF DIRECTORS AND KEY MANAGERIAL PERSONNEL (Rs.)

a) Remuneration to Managing Director, Whole-time Directors and/or Manager:

Sl. No.	Particulars of Remuneration	Name of MD/WTD/Manager / Executive Director			Total Amount
		Smt Rana Zia (Whole Time Director)			
1.	Gross salary				
	(a) Salary as per provisions contained in section 17(1) of the Income-tax Act, 1961	8,80,325	0	0	0
	(b) Value of perquisites u/s 17(2) Income-tax Act, 1961	0	0	0	0
	(c) Profits in lieu of salary under section 17(3) Income-tax Act, 1961				
2.	Stock Option	-	-	-	-
3.	Sweat Equity	-	-	-	-
4.	Commission - as % of profit - others, specify...	-	-	-	-
5.	Others, please specify	-	-	-	-
	Total (A)	8,80,325			
	Ceiling as per the Act	-	-	-	-

b) Remuneration to other Directors:

Sl. No.	Particulars of Remuneration	Name of Director			Total Amount (Rs.)
		Shri R.S. Rathore	Shri Brijendra Sahay	Shri J.N. Roy	
	1. Independent Directors • Fee for attending board / committee meetings • Commission • Others, please specify	1,62,000	1,26,000	1,62,000	4,50,000
	Total (1)				
	2. Other Non-Executive Directors • Fee for attending board / committee meetings • Commission • Others, please specify	Shri A.K. Srivastava 1,26,000	Smt Rana Zia 1,62,000		2,88,000
	Total (2)		0	0	4,40,000
	3. Special Invitees and Others • Fee for attending board / committee meetings • Commission • Others, please specify	Shri O.P. Srivastava 1,36,000	Shri S.K. Pandey 90,000		2,26,000
	Total (B)=(1+2)				9,64,000
	Total Managerial Remuneration				
	Overall Ceiling as per the Act				

c) Remuneration to key managerial personnel other than MD/Manager/WTD:

Sl. No.	Particulars of Remuneration	Key Managerial Personnel			Total
		Shri Sanjay Garg (Head Finance)	Ms Shivani Singh Yadav (Company Secretary & Compliance Officer)	Shri Prakash Chandra Tripathy - (CFO)	
1.	Gross salary (a) Salary as per provisions contained in section 17(1) of the Income-tax Act, 1961 (b) Value of perquisites u/s 17(2) Income-tax Act, 1961 (c) Profits in lieu of Salary under section 17(3) Income-tax Act, 1961	- 0 0	8,00,000 0 0	9,42,074 0 0	17,42,074 0 0
2.	Stock Option	0	0	0	0
3.	Sweat Equity	0	0	0	0
4.	Commission - as % of profit - others, specify...	0	0	0	0
5.	Others, (Sitting Fees)	90,000	45,000	45,000	1,80,000
	Total (A)				19,22,074

VII. PENALTIES / PUNISHMENT/ COMPOUNDING OF OFFENCES

Type	Section of the Companies Act	Brief Description	Details of Penalty / Punishment/ Compounding fees imposed	Authority [RD/NCLT/ COURT]	Appeal made, if any(give Details)
A.COMPANY					
Penalty	-	-	-	-	-
Punishment	-	-	-	-	-
Compounding	-	-	-	-	-
B. DIRECTORS					
Penalty	-	-	-	-	-
Punishment	-	-	-	-	-
Compounding	-	-	-	-	-
C. OTHER OFFICERS IN DEFAULT					
Penalty	-	-	-	-	-
Punishment	-	-	-	-	-
Compounding	-	-	-	-	-

For Sahara One Media and Entertainment Limited

A. K. Srivastava
 Director
 DIN:02323304

Rana Zia
 Whole Time Director
 DIN: 07083262

Place: Mumbai
 Date: 13.08.2022

Annexure-2

Details of remuneration under Section 197(12) of Companies Act, 2013 read with Rule 5(1) of the Companies(Appointment and Remuneration of Managerial Personnel) Rules, 2014 for the year ended March 31, 2021:

S.No	Name of the Director	Remuneration in Fiscal Year 2022	Remuneration in Fiscal Year 2021	% increase of Remuneration in 2020 as compared to 2019	Ratio of Director Remuneration to the Median Remuneration of Employees
Executive Director					
1.	Mrs Rana Zia		8,80,325	-	N.A.
Non Executive Non Independent Director					
2.	Shri A.K. Srivastava	Nil	Nil	N.A	N.A
Non-Executive Independent Director					
3.	Shri Ranvir Singh Rathore	Nil	Nil	N.A	N.A
4.	Shri Brijendra Sahay	Nil	Nil	N.A	N.A
5.	Shri Jagdish Narain Roy	Nil	Nil	N.A	N.A
Key Managerial Personnel other than Executive Directors					
6	Shri Prakash Chandra Tripathi		6,42,074	-	
7	Ms. Shivani Singh Yadav				

It is further affirmed that remuneration paid to Directors and Key Managerial Personnel was as per the Remuneration Policy of the Company

There are no employees in the Company which requires disclosure under Section 197(12) of the Act read with Rule 5(2)&(3) of the Companies (Appointment and Remuneration of Managerial Personnel) Rules, 2014.

ANNEXURE-3 TO DIRECTOR'S REPORT

FORM NO. MR.3

Secretarial Audit Report For The Financial Year Ended On 31st March, 2022

[Pursuant to Section 204(1) of the Companies Act, 2013 and Rule No. 9 of the Companies (Appointment and Remuneration of Managerial Personnel) Rules, 2014]

To,
The Members,
Sahara One Media and Entertainment Limited,
25-28, Floor-2, Plot No.-209, Atlanta Building,
Jamnalal Bajaj Marg, Nariman Point,
Mumbai City MH 400021.

I have conducted the Secretarial Audit of the compliance of applicable statutory provisions and the adherence to good corporate practice by Sahara One Media and Entertainment Limited (hereinafter called "the Company") Secretarial Audit was conducted in a manner that provided us a reasonable basis for evaluating the corporate conducts/statutory compliances and expressing our opinion thereon.

Based on our verification of the books, papers, minute books, forms and returns filed and other records maintained by the Company and also the information provided by the Company, its officers, agents and authorized representatives during the conduct of secretarial audit,

I hereby report that in Our opinion the Company has, during the audit period ended on 31st March, 2022, complied with the statutory provisions listed hereunder and also that the Company has proper Board processes and compliance-mechanism in place to the extent, in the manner and subject to the reporting made hereinafter:

I have examined the books, papers, minute books, forms and returns filed and other records maintained by the Company for the financial year ended on 31st March, 2021 according to the provisions of:

- I. The Companies Act, 2013 (the Act) and the Rules made there under;
- II. The Securities Contracts (Regulation) Act, 1956 ('SCRA') and the Rules made there under;
- III. The Depositories Act, 1996 and the Regulations and Bye-laws framed there under;
- IV. Foreign Exchange Management Act, 1999 and the Rules and Regulations made there under to the extent of Foreign Direct Investment, Overseas Direct Investment and External Commercial Borrowings;
- V. The following Regulations and Guidelines prescribed under the Securities and Exchange Board of India Act, 1992 ('SEBI Act') to the extent applicable to the Company :-
 - a. The Securities and Exchange Board of India (Substantial Acquisition of Shares and Takeovers) Regulations, 2011;
 - b. The Securities and Exchange Board of India (Prohibition of Insider Trading) Regulations, 1992;
 - c. The Securities and Exchange Board of India (Issue of Capital and Disclosure Requirements) Regulations, 2009; (Not applicable to the Company during the Audit period);
 - d. The Securities and Exchange Board Of India (Employees Stock Option Scheme And Employees Stock Purchase Scheme) Guidelines, 1999/ Securities and Exchange board of India (Share Based Employee Benefits) Regulations, 2014 (effective 28th October 2014) (Not applicable to the Company during the Audit period);
 - e. The Securities and Exchange Board of India (Issue and Listing of Debt Securities) Regulations, 2008 (Not applicable to the Company during the Audit period);
 - f. The Securities and Exchange Board of India (Registrars to an Issue and Share Transfer Agents) Regulations, 1993 regarding the Companies Act and dealing with client (Not applicable to the Company during the Audit period);
 - g. The Securities and Exchange Board of India (Delisting of Equity Shares) Regulations, 2009; and (Not applicable to the Company during the Audit period);

- h. The Securities and Exchange Board of India (Buyback of Securities) Regulations, 1998; (Not applicable to the Company during the Audit period);

I Further report that based on the information provided by the Company, its officers and authorized representatives, there are no laws specifically applicable to the Company.

I further report that, the Compliance by the Company of applicable financial laws, like direct and indirect tax laws, has not been reviewed in this Audit since the same have been subject to review by Statutory Financial Auditor and other designated professional.

I have also examined compliance with the applicable clauses of the following:

- i) Secretarial Standards issued by The Institute of Company Secretaries of India
- ii) The Listing Agreements entered into by the Company with the Stock Exchanges.

During the period under review the Company has complied with the provisions of the Act, Rules, Regulations, Guidelines, Standards, Listing Agreements etc mentioned above.

We further report that:

- The Board of Directors of the Company is duly constituted with proper balance of Executive Directors, Non-Executive Directors and Independent Directors, Woman Director. The changes in the composition of the Board of Directors that took place during the period under review were carried out in compliance with the provisions of the Act.
- Adequate notice is given to all Directors to schedule the Board Meetings, agenda and detailed notes on agenda were sent at least seven days in advance, and a system exists for seeking and obtaining further information and clarifications on the agenda items before the meeting and for meaningful participation at the meeting.
- All decisions at Board / Committee meetings are carried out either unanimously or by the majority as recorded in the minutes of the meetings of the Board/Committee of the Board, as the case may be.

I further report that there are adequate systems and processes in the company commensurate with the size and operations of the Company to monitor and ensure compliance with applicable laws, rules, regulations and guidelines. However there is scope for further improvement to strengthen the systems, process and reporting thereof.

I further report that as per documents produced and information provided to us, during the audit period there has not been any such activity having a major bearing on the Companies affairs in pursuance of the above referred Laws, Rules, Regulations, Guidelines etc.

I further report that during the period, there were no instances of:

- Public/Right/Preferential issue of shares/ debentures/ sweat equity
- Redemption/buy-back of securities
- Major decision take by the members pursuant to Section 180 of the Companies Act, 2013
- Merger/Amalgamation/Reconstruction etc.
- Foreign Technical collaborations.

For C.P. Shukla & Co.

Company Secretaries

(C.P. Shukla)

Membership No: FCS 3819

C.P. No: 5138

UDIN No. : F003819D000829292

Date: 22.08.2022

Place: Mumbai

This report is to be read with my letter of even date which is annexed as Annexure-A and forms an integral part of this report.

Annexure-A

To,
The Members,
Sahara One Media and Entertainment Limited,
25-28, Floor-2, Plot No.-209, Atlanta Building,
Jamnalal Bajaj Marg, Nariman Point,
Mumbai City MH 400021.

My report of even date is to be read along with this letter.

1. Maintenance of Secretarial records is the responsibility of the management of the Company. My responsibility is to express an opinion on these secretarial records based on my audit.
2. I have followed the audit practices and processes as were appropriate to obtain reasonable assurance about the correctness of the contents of the Secretarial records. The verification was done on test basis to ensure that correct facts are reflected in Secretarial records. I believe that the processes and practices, I followed provide a reasonable basis for my opinion.
3. I have not verified the correctness and appropriateness of financial records and Books of Accounts of the Company.
4. The Compliance of the provisions of corporate and other applicable standards, laws, rules and regulation is the responsibility of management. My examination was limited to the verification of procedures on random test basis.
5. The Secretarial Audit report is neither an assurance as to the future viability of the Company nor of the efficacy or effectiveness with which the management has conducted the affairs of the Company.
6. Wherever required, I have obtained the Management Representation about the Compliance of laws, rules, and regulation and happening of events etc.

For C.P. Shukla & Co.
Company Secretaries

(C.P. Shukla)
Membership No: FCS 3819
C.P. No: 5138
UDIN No. : F003819D000829292

Date: 22.08.2022
Place: Mumbai

Annexure-4

Form AOC-1

(Pursuant to first proviso to sub - section (3) of Section 129 read with rule 5 of Companies (Accounts) Rules, 2014)

Statement containing salient features of the financial statement of subsidiaries or associate companies or joint ventures 2021-2022

Part A Subsidiaries

(Information in respect of each subsidiary to be presented with amounts in Rs. '000)

- 1.. Name of the subsidiary-Sahara Sanchaar Limited
2. The date since when subsidiary wasacquired - 20.12.2017
3. Reporting period for the subsidiary concerned, if different from the holding company's reporting period. N/A
4. Reporting currency and Exchange rate as on the last date of the relevant Financial year in the case of foreign subsidiaries. N/A
- 5.. Share capital - 443,782.79
6. Total Assets - 11,70,662.35
7. Total Liabilities - 1,62,465.22
8. Investments - 0.09
9. Turnover- 620.01
10. Profit before taxation - (20,465.96)
11. Provision for taxation - (1313.94)
12. Profit after taxation - (21,779.90)
13. Proposed Dividend - -----
14. Extent of shareholding - 54.17%

Annexure-5

FORM NO. AOC -2

(Pursuant to clause (h) of sub-section (3) of Section 134 of the Act and Rule 8(2) of the Companies (Accounts) Rules, 2014.

Details of contracts or arrangements or transactions not at Arm's length basis.

S. No	Particulars	Details
1.	Name (s) of the related party & nature of relationship	No Related Party transaction took place during the year 2021-22.
2.	Amount paid as advances, if any	NIL

CERTIFICATION ON FINANCIAL STATEMENT OF THE COMPANY

We, Rana Zia, Whole Time Director, appointed under the provisions of the Companies Act, 2013 and Prakash Chandra Tripathy, Chief Financial Officer of Sahara One Media and Entertainment Limited, certify that:

- We have reviewed financial statements and the cash flow statement for the year ended on 31st March, 2022 and that to the best of our knowledge and belief:
 - these statements do not contain any materially untrue statement or omit any material fact or contain statements that might be misleading;
 - these statements together present a true and fair view of the Company's affairs and are in compliance with existing accounting standards, applicable laws and regulations.
- There are, to the best of our knowledge and belief, no transactions entered into by the Company during the year which are fraudulent, illegal or violative of the Company's Code of Conduct.
- We accept responsibility for establishing and maintaining internal controls for financial reporting and that we have evaluated the effectiveness of the internal control systems of the Company pertaining to financial reporting and we have disclosed to the auditors and the audit committee, deficiencies, if any, in the design or operation of internal controls, of which we are aware and the steps we have taken or propose to take to rectify these deficiencies.
- We have indicated to the auditors and the audit committee significant changes in internal control over financial reporting during the year;
 - significant changes in accounting policies during the year and that the same have been disclosed in the notes to the financial statements; and
 - instances of significant fraud of which they have become aware and the involvement therein, if any, of the management or an employee having a significant role in the Company's internal control system over financial reporting.

Rana Zia

(Whole Time Director)
DIN:07083262

P.C. Tripathy

(Chief Financial Officer)

Date: 13.08.2022

DECLARATION REGARDING COMPLIANCE BY BOARD MEMBERS AND SENIOR MANAGEMENT PERSONNEL WITH COMPANY'S CODE OF CONDUCT

This is to confirm that the Company has adopted a Code of Conduct for each of its Director and Senior management personnel. The Code of Conduct is available on the Company's website www.sahara-one.com.

In accordance with Regulation 26(3) of the SEBI Listing Obligation and Disclosure Requirement (LODR) Regulations, 2015. I hereby confirm that, all the Directors and the Senior Management Personnel of the Company have affirmed compliance to their respective Code of Conduct, as applicable to them for the year ended 31st March, 2021.

For Sahara One Media and Entertainment Limited

Rana Zia

(Whole Time Director)

DIN: 07083262

Date: 13.08.2022

MANAGEMENT DISCUSSION AND ANALYSIS

AN OVERVIEW

Sahara One Media and Entertainment Limited (BSE Code: 503691) is engaged in sale of television programmes and motion pictures production and distribution. The Television business operates in three television channels namely: SAHARA ONE which is a General Entertainment Channel (GEC), FILMY which is a Hindi movie channel and FIRANGI which offers dubbed international shows and movies.

INDUSTRY STRUCTURE, DEVELOPMENT AND FUTURE OUTLOOK:

Over the past two years, scientists and physicians have amazed the world with their unflinching efforts and support for humanity in the war against Covid-19. In this fight against an unseen enemy, humans, backed by the entire medical fraternity, put up a brave fight. With the relaxation of mobility, travel and social distancing restrictions and the declining number of new infections, the Indian economy moved into a gradual recovery mode – showing steady and positive signs of revival in 2021-22.

India's gross domestic product (GDP) reflected at 8.7% in 2021-22. Several initiatives like the adoption of an accommodative stance by the RBI, relief packages by the Government and the introduction of the PLI (Production Linked Incentive) Scheme aided the growth of the Indian economy, bringing it on its path of revival post lockdown.

During the first quarter of 2021-22, the Indian economy registered a growth of 20.1%, led by a lower base effect. However, in the first half of 2021, the second wave of the pandemic proved to be much more devastating than the first one. But despite the country being in the grips of a more severe second wave of the pandemic, factors like a faster and wider vaccination drive, limited lockdowns and robust demand from consumers helped maintain growth. As a result, the economy registered 8.4% in the second quarter.

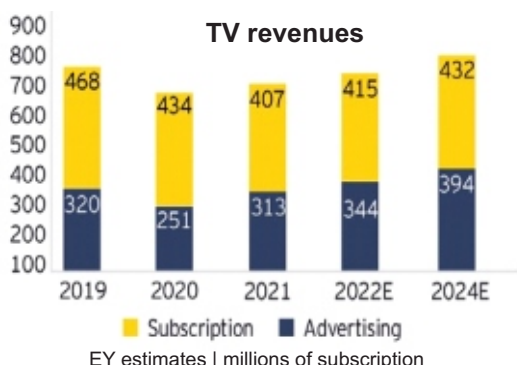
During the second half of 2021-22, the Indian economy faced major issues like coal supply scarcity, energy crisis, and growing inflation. Thereby denting the manufacturing industry. Alongside, trade, hotels, transport, communication and services related to broadcasting also remained a bit sluggish.

The Indian economy looks positive and seems promising in terms of its growth prospects. The overall macroeconomic stability and growing consumer demand indicators suggest that the economy is well-positioned to take on future challenges. The RBI has projected the Indian economy to grow by 7.2% in 2022-23. This anticipation can be attributed to the unique strategies like robust consumption following a burgeoning population, higher income and employment in both rural and urban segments adopted by the Indian Government. Here again, rising fuel prices and higher inflation, definitely pose the risk of challenges. But despite all the difficulties, India continues to be an attractive space for investors as an alternate manufacturing destination for specific industries: Information Technology, Broadcasting, Manufacturing Industry and the Agricultural Sector. And this is what provides hope to the Indian growth story.

(Source: RBI – <https://timesofindia.indiatimes.com/business/india-business/imf-slashes-indias-gdp-forecast-to-8-2-for-fy23/articleshow/90939753.cms>)

FUTURE OUTLOOK

We expect television revenues to grow to INR826 billion by 2024



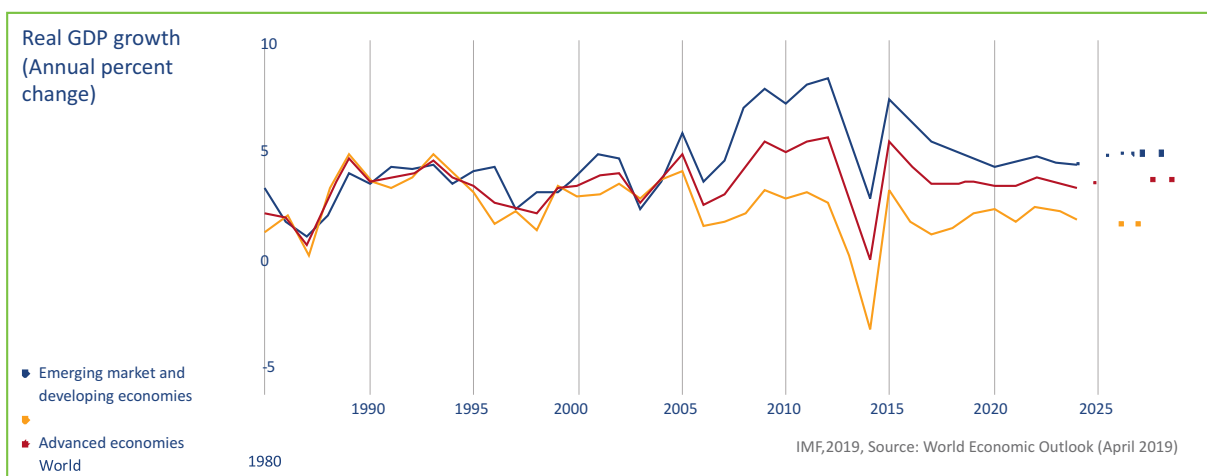
Television will go mass, and premium

	2021	2025
PayTV(cable+DTH+HITS)	125	130
FreeTV	43	50+
UnidirectionalTV	168	180+
ConnectedTV(bi-directional)	10	40+
Total TVsubscriptions	178	220+

INR billion (gross of taxes) | EY estimates

Global media and entertainment industry overview

With customers demanding innovative and new media experiences, the global media and entertainment (M&E) industry is transforming into an experience led industry, thanks to the rapid evolution of technology. The global entertainment industry, consisting of theatrical and home entertainment, for the first time in its history surpassed \$100 billion in terms of revenue and touched \$101 billion at the end of 2020. The global M&E segment is likely to grow at a CAGR of 4.3% to reach US\$ 2.6 trillion by the year 2023 from its current market size of US\$ 2.3 trillion. The global M&E industry is undergoing rapid change as new technology continues to fuel fundamental shifts in the industry. Technology is massively transforming the media and entertainment industry by creating new opportunities and better revenue models. The media consumption pattern is also changing rapidly and consumers now have the power to choose and build a personalized library, something that seemed impossible earlier. With a greater demand for personalized entertainment choices, an enhanced demand for audio or video streaming services (like Netflix, Youtube, and Amazon), delivered over the internet have been noticed. The popularity of mobile computing devices also continue to increase – leading to a disruption in the broadcast television era. It is also creating more opportunities for independent artists to leverage technology and reach a broader audience.

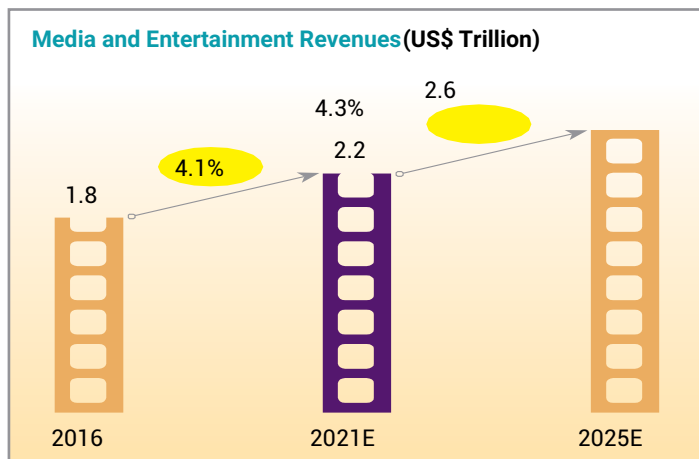


INDIA'S MEDIA AND ENTERTAINMENT SECTOR OVERVIEW

Global Media & Entertainment (M&E) Industry Overview

The M&E industry comprises businesses that produce, distribute and offer ancillary digital services and products for – Motion Pictures, Video & Audio Recordings, Television Programmes and Commercials. It also includes Streaming Content, Music, eSports, Broadcast, Radio, and Text and Book Publishing Video Games sectors. The industry is backed by a shift in consumer preferences and change in demand supported by dynamic technology, innovation, and intense competition. The past few years have seen the industry showcase a decent performance. It recorded growth of 4.1% between 2016 & 2021 and stood at US \$ 2.2 Trillion in 2021. This growth trend is estimated to continue, with the industry touching US \$ 2.6 Trillion in 2025, at a growth rate of 4.3%. When the world was first hit by the Covid-19 pandemic, mediums like TV, movies, web series, and streaming videos became the major sources of entertainment, information and window to the outside world. This led to a massive increase in viewership, which, in turn, played an essential role in increasing the number of players in the M&E industry. The M&E sector has witnessed a sharp recovery since the easing of Covid-19 restrictions in 2021-22 with the reopening of movie theatres and the resumption of travelling. Thereby helping add a positive start to the year. Further, changing consumer behaviour and advanced technologies, including broad band providers, network owners, and connected TV manufacturers, play crucial role in accelerating demand. The broadband will be taking steps to simplify and integrate tools across the platforms to improve user experience. Further, the global M&E sector ad spending is expected to showcase growth in total spending of US \$ 824 Billion in the period 2021-2024 with a CAGR of 6.5%.

The Indian M&E sector grew to ` 1.5 trillion



Subscription Trend

Segment	2019	2020	2021
Television	468	434	407
Digital	29	44	56
Print	90	68	76
Film	183	71	92
Total	770	617	632



390
Million Indians
Gamed Online



150
Billion
Songs



40
Million OTT
Subscriptions

INDIAN TELEVISION INDUSTRY

The TV industry improved from ` 594 billion in 2017 to ` 660 billion in 2018, a growth of 11.2% (9.8% net of taxes). Advertising grew to ` 267 billion while distribution increased to 393 billion. Advertising comprised 40% of revenues, while distribution was 60% of the total revenue. The number of licensed private satellite TV channels reached 877, of which, 389 were news channels and 488 were non-news channels. 300 channels were paid channels, while 577 were free to air. The entertainment industry continues to be dominated by the television segment, with the sector accounting for 44.24 per cent of revenue share in 2020, which is expected to grow further to 48.18 per cent by 2022.

Segment	2019	2020	2021	2022E	2024E
Advertising	320	251	313	344	394
Distribution	468	434	407	415	432
Total	787	685	720	759	826

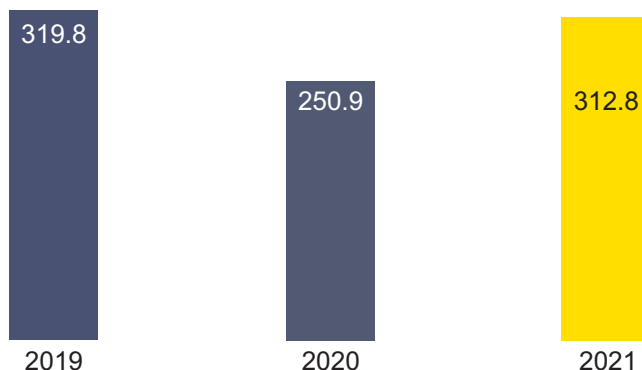
INR billion (gross of taxes) | EY analysis

	September 2020	September 2021
FTA	584	558
Pay	327	348
Total	911	906

MIB website; TRAI

ADVERTISING

In 2021, the number of advertisers on TV increased to 24.6% and ad volume grew to 70 million insertions, as reported by BARC. Ad volume growth was dependant on several factors such as elections in several large Indian states, penetration of regional channels, launch of new channels, and marquee non-fiction programming, which continued to attract advertisers, irrespective of the impact of demonetisation or GST.



INR billion (gross of taxes) | EY analysis

DISTRIBUTION

The distribution segment in India has an estimated 60,000 local cable operators (LCOs) and more than 6,000 multi-service operators (MSOs).

- TV viewing households grew to 183 million
- Digitisation resulted in increased customer ARPUs
- MSOs moved to a prepaid model with LCOs

77% of viewership is GEC & movie driven

- ❖ Expect television advertising to grow at a CAGR of 8% to reach INR394 billion by 2024
- ❖ Subscription income will see a marginal 2% CAGR growth to reach INR432 billion by 2024, on account of several conflicting factors
- ❖ Television segment revenues are expected to grow at a CAGR of 4-5% to reach INR826 billion by 2024.

INDIAN FILM INDUSTRY

The Indian film segment grew by 27% in 2018 on the back of box office growth – both domestic & international – coupled with increased revenues from the sale of satellite and digital rights. The film segment reached ` 156 billion in 2018. The Hindi films comprise the majority component of the Indian film segment. They contribute almost 40% of the net domestic box office (BO) collections annually, despite comprising only 17% of the films made. Films in 29 other Indian languages account for approximately 75% of the films released but they contribute nearly 50% to the annual domestic box office collections. 2018 proved, beyond a reasonable doubt, that content is the king and it was the story, above everything else, that made a film successful. Indian cinema witnessed one of the highest footfalls in the world. Single screen cinemas have reduced from 9,710 screens with 91% share of total screens in India in 2009 to less than 71% share in 2017 with 6,780 screens. Multiplexes have grown at a steady rate of over 10% over the last three years due to rising urbanisation resulting in higher footfalls, higher propensity to consume films with rising per-ticket realisation and operational synergies.

45 channel genres saw an increase in the number of advertisers

Channel genre	Count of new advertisers
English business news	115
TeluguGEC	104
TamilGEC	91
Kannadamusic	87
Telugu religious	78

TAM AdEX

DIGITAL MEDIA

Digital media has grown significantly over the past few years and continues to lead the growth charts on advertising. Subscription revenues are rising and are anticipated to make their presence felt by 2020.

KEY ELEMENTS FOR GROWTH

(i) Concentrate on additional revenues from digital pay platforms:

India is a fast digitising market and the consumer shift towards digital services is exhibited through the rampant expansion of digital homes. Digital homes now account for almost half of the total Pay TV homes in the Country.

(ii) Rationalize on costs across different heads:

The Company has always believed that higher spends will not necessarily result in sustained incremental viewership. Even in the wake of competition, the network maintained its cost structures, though with increased competition our costs also moved up. Better negotiations with suppliers and stricter control on distribution spends will help in further keeping costs under check.

(iii) Corporate Governance:

Sahara one media and entertainment firmly believes that good governance is critical to sustaining corporate development, increasing productivity and competitiveness and creating shareholder wealth. The governance process should ensure that the available resources are utilised in a manner that meets the aspirations of all its stakeholders. Your Company's essential charter is shaped by the objectives of transparency, professionalism and accountability. The Company continuously endeavours to improve on these aspects on an ongoing basis. While the increasing emphasis on transparency and accountability, standards have been set by various governing bodies on disclosure as well as judiciousness in conduct. Our Company has always tried to go a step further in this direction.

KEY AREAS TO BE FOCUSED ON FOR GROWTH

Development in terms of quality and quantity:

The demand drivers clearly point toward a requirement for substantial manpower both in terms of quantity and quality. For a sector that is still evolving, the challenge to get a skilled workforce commensurate with growth is immense. Industry players are yet to fully recognize the importance of training, skill development or education in media. The students trained in a media course industry continues to hire general stream graduate students at the entry level who are expected to learn on the job. There is clearly a gap in the number of quality institutions, given India's size and the concentration of education institutions in tier-I cities. A lot of production houses in television, films, animation and news, in both print and broadcast, have in-house training schools but they lead to creation of a captive talent pool and do not benefit the industry at large.

Content Management:

The Internet has forced M&E content creators to reengineer content-related processes. New content types require newer content management capabilities. Designing the 'next best product' can be done through implementing analytics solutions on past data. Search and browse requirements need metadata tagging and SEO.

Distribution Channel:

The emerging digital world requires new methods of distributing content. Identifying the optimum distribution channel mix is expected to reduce a lot of operational expenditure for the media and entertainment organisation. With the advent of kindle and smart phones, 'any content on any device at any time' becomes the expectation. Providing an active role for the readers in defining their products could decide the success rate of the distribution channel.

KEY CHALLENGES AND RISKS:

The Company has implemented a robust framework for identification, management and mitigation of potential risks. Some of these risks are discussed below:

EXTERNAL RISKS AND MITIGATION

Regulatory uncertainty: The M&E industry is governed by the rules and regulations framed by the authorities and regulatory bodies of the different countries we operate in. The policies and regulations issued by them have a bearing on the industry as a whole. We continue to abide by all regulations and also proactively consult our stakeholders to keep ahead of any changes in regulation. We engage with external consultants and subject matter experts where necessary

(ii) Lack of fresh talent pool. Creative profiles like actors and writers are mostly in short supply. This can impact not only costs but quality and differentiation as well, since most of the available talent pool is used across a range of productions. Few media schools imparting courses in creative writing or ideation leading to paucity of content creation in the television industry, where number of channels have grown exponentially.

(iii) Most courses in media marketing and sales are not very popular with media schools and the industry often has to look to other sectors to hire manpower for these job roles. FMCG tends to be a key poaching ground for the media industry.

(iv) Budget constraints which tend to limit creativity and often hamper the possibility of exploring innovative concepts or formats.

INTERNAL CONTROL SYSTEMS AND THEIR ADEQUACY

The Company has in place adequate Internal Control systems & procedures commensurate with the size and the nature of its business for the purchase of goods, TV programmes, films / programme rights, equipment and other assets and for the sale of goods. The Management also keeps close watch on the Internal Control system and consistently takes necessary corrective steps, wherever necessary, to further strengthen the Internal Control systems and procedures of the Company

Source – FICCI-EY M&E Report 2022

SEGMENT WISE OR PRODUCT WISE PERFORMANCE

The Company operating businesses are organized and managed separately according to the nature of services provided, with each segment representing a strategic business unit that serves different markets. The Company principal business is sale of television programmes and motion pictures production and distribution.

	Continuing Operations				Consolidated	
	Television		Motion Pictures		Total	
	2022	2020	2019	2021	2020	2019
	Rs. ('000)	Rs. ('000)	Rs. ('000)	Rs. ('000)	Rs. ('000)	Rs. ('000)
REVENUE						
External sales		2,535.08		480.52	3,015.60	3,015.60
Other income	-	-	-	-	-	-
Inter-segment sales	-	-	-	-	-	-
Total revenue	2,535.08	2,535.08		480.52		3,015.60
RESULT						
Segment result		(54,603.26)		(1,36,408.84)		(1,91,012.10)
Unallocated expenses						(1,09,205.07)
Operating profit/ (loss)						(3,00,217.17)
Finance costs						(117.66)
Other income including finance income						27,754.23
Exceptional Items					-	-
Profit before tax						(2,72,580.61)
Income taxes					-	-
Net profit						(2,72,580.61)
Other comprehensive income for the year						455.99
Total comprehensive income for the year						(2,72,124.62)
Segment assets	-	1,82,512.55	-	2,27,771.13	-	4,10,283.68
Unallocated corporate assets					21,06,740.93	
Total assets						25,17,024.61
Segment liabilities		(4,16,611.52)		(16,022.88)		4,32,634.40)
Unallocated corporate liabilities						(26,660.96)
Total liabilities						(4,59,295.35)
Other segment information						
Capital expenditures:						
Tangible assets						-
Depreciation	-	-	-	-	644.71	644.71
Other non-cash expenses	-	-	-	-	-	2,79,811.58

Geographical Segments – The Company operates in one geographical segment, i.e. India.

COMPANY'S PHILOSOPHY ON CODE OF GOVERNANCE:

Corporate Governance is a set of systems and practices to ensure that the affairs of the Company are being managed in a way which ensures accountability, transparency, fairness in all its transactions in the widest sense and meet its stakeholders aspirations and societal expectations. Good governance practices stem from the culture and mindset of the organization and the commitment to meet the aspirations of all the stakeholders. This is demonstrated in shareholder returns, high credit ratings, governance processes and an entrepreneurial, performance focused work environment.

Traditional views of Governance as a Regulatory and compliance requirement have given way to adoption of governance tailored to the specific needs of the Company. Regulation 27 has set the benchmark compliance rules for a listed Company and the baseline for governance standards. Sahara One not only adheres to the prescribed corporate practices as per Regulation 27 but is constantly striving to adopt emerging best practices worldwide. It is our endeavor to achieve higher standards and provide oversight and guidance to management in strategy implementation and risk management and fulfillment of stated goals and objectives.

Corporate Governance is the manifestation of personal benefits and values, which configures the organizational values, benefits and actions of employees of the Company. Company is committed to be open and transparent as much as possible with respect to its internal financial reporting, control systems and decision making processes.

Corporate Governance is an integral part of the philosophy of the Company in its pursuit of excellence, growth and value creation. In addition to complying with the statutory requirements, effective governance systems and practices towards improving transparency, disclosures, internal control and promotion of ethics at work place have been institutionalized. The Company recognizes that good governance is a continuing exercise and reiterates its commitment to pursue highest standards of Corporate Governance in the overall interest of all its stakeholders.

BOARD OF DIRECTORS:

The Board of the Company is broad -based consisting of Five Directors out of which three are independent Directors, which is in line with the requirements of the Code of Corporate Governance.

Category of Directors	No. of directors
Executive Director	1
Non-Executive Director	1
Independent Directors	2
Total	4

The Board of Directors of the Company comprise of the following: -

Shri A. K. Srivastava	Non-Executive Non- Independent Director
Shri Bibek Roy Choudhary	Independent Non-Executive Director, PHD
Shri Brijendra Sahay	Independent, Non-Executive Director, Former Chief Secretary to the Government of U.P.
Smt Rana Zia	Whole Time Director

BOARD MEETINGS & ANNUAL GENERAL MEETING:

During the F.Y. 2021-2022, Meetings of the Board of Directors of the Company were held four times on 30.06.2021, 14.08.2021, 15.11.2021, 11.07.2022. The gaps between the Board meetings were well within the maximum time gap of 120 days except the last quarter meeting which was held on 11.07.2022 which was originally called on 12.02.2022 but was adjourned sine die due to want of quorum as prescribed in Regulation 27 of SEBI (Listing Obligation and Disclosure Regulations), 2015.

Details of the attendance of the Directors at the Board meetings and Annual General Meeting and also details of Directorship and membership of Committee (s) in other Companies as on 31.03.2022 are as under:

Directors	Attendance (Total 4 Board Meetings)	Attendance (40 th AGM held on 30.09.2021)	Directorship in other Companies	Number of membership in other Companies Committee(s)	Number of Chairmanship in other Companies Committee(s)
Shri A. K. Srivastava DIN: 02323304	04	Yes		4	4
Shri R. S. Rathore DIN:00265568	02	-	02	02	02
Shri Brijendra Sahay DIN:00017600	04	Yes	02	03	02
Shri J. N. Roy DIN:02132227	04	Yes	01	01	1
Smt Rana Zia DIN:07083262	04	Yes	09	06	-

Note:

The Directorships shown above are the directorships of the Indian Companies including subsidiaries of Public Companies and Private Companies but do not include the Directorship on the Board of Section 8 Companies, Private Limited Companies and foreign Companies. Memberships of Committees in other Companies are of Audit Committee and Stakeholder and Relationship Committee.

All the Board meetings were called with advance notice to the Directors and wherever required notices were sent to Stock exchanges where the Company's securities are listed. Agenda papers and all back up papers prepared by Company Secretary were circulated to the Board members well in advance. Finance head, Chief Financial Officer are invited to the Board meeting.

The Board of Directors has adopted a Code of Conduct for members of the Board of Directors and senior management of the Company. The Code has been posted on the Company's website www.sahara-one.com.

AUDIT COMMITTEE:

The Board of Directors of the Company constituted a committee of Directors known as Audit Committee in its meeting held on 30th January 2001 and further reconstituted on 29th June 2002, 29th July 2006, 29th April 2008, 30th June, 2009, 2nd August, 2011 and 8th February 2012. The Committee's composition is in accordance with the requirements of Section 177 of the Companies Act, 2013 and Regulation 18 of the SEBI (Listing Obligations and Disclosure Requirements) Regulations, 2015. All members of the Audit Committee are financially literate and possess financial/accounting expertise. At present, Company have four Directors as members of Audit Committee, out of which 1 Director is promoter non-executive director and rest three are independent non-executive directors and Company Secretary acts as Secretary to the Committee. Shri R. S. Rathore, Independent Director is the Chairman of Audit Committee. At present, the following members constitute the audit Committee of Company:

Shri R. S. Rathore	Chairman
Shri A.K. Srivastava	Member
Shri Brijendra Sahay	Member
Shri J.N. Roy	Member

During the F.Y. 2020-2021, meetings of the Audit Committee members of the Company were held four times on 30.06.2021, 14.08.2021, 15.11.2021 and 11.07.2022 (adjourned). Details of the attendance of the Committee members in the Audit Committee meetings of Company during F.Y. 2021-22 are as under:

DIRECTORS	CATEGORY	ATTENDANCE (TOTAL 4 MEETINGS)
Shri R. S. Rathore, Chairman (DIN:00265568)	Independent Non-Executive Director	03
Shri A.K. Srivastava (DIN : 02323304)	Non-Executive Director	04
Shri Brijendra Sahay (DIN : 00017600)	Independent Non-Executive Director	04

The primary responsibility of the Audit Committee is to monitor and provide effective supervision of the management's financial reporting process and to review the quality and reliability of the information used by the Board. The Audit Committee also focuses on the adequacy and appropriateness of the internal controls of the Company. The role and power of the Audit Committee are as per Section 177 of the Companies Act, 2013 and as prescribed in the Schedule II and Regulation 18 of the SEBI (LODR) Regulations, 2015. Audit Committee meetings are held periodically. Statutory Auditors, Chief Executive Officer, Chief Financial Officer, Head - Finance normally attend the Audit Committee Meetings.

NOMINATION AND REMUNERATION COMMITTEE:

The Board of Directors of the Company constituted a committee of Directors known as Remuneration Committee in its meeting held on 26th August, 2009 (pursuant to the requirement of Schedule XIII of Companies Act, 1956) to deal with matters related to managerial remuneration of Company as may be required from time to time. The Board has a Nomination and Remuneration Committee that reviews, recommends and approves the matters connected with fixation and periodic revision of the remuneration payable to the Directors, key managerial personnel and senior management. The terms of reference for the Nomination and Remuneration Committee of the Board inter-alia include:

- Formulation of the criteria for determining qualifications, positive attributes and independence of a Director and recommend to the Board of directors a policy relating to the remuneration of the Directors, key managerial personnel and senior management;
- Formulation of criteria for evaluation of performance of Independent Directors and the Board of Directors;
- Devising a policy on diversity of Board of Directors;
- Identifying persons who are qualified to become Directors and who may be appointed in senior management in accordance with the criteria laid down, and recommend to the Board of Directors their appointment and removal.
- To decide on the term of appointment of the Independent Directors, on the basis of the report of performance evaluation of independent directors.

The Committee is consisting of following members at present:

Shri Brijendra Sahay	Chairman
Shri Bibek Roy Chodhary	Member

The Remuneration Committee was renamed as Nomination and Remuneration Committee by the Board of Directors at their meeting held on 11th August, 2014.

Meeting of Nomination and Remuneration Committee of the Company was held on 15.11.2021 and 11.07.2022 (adjourned) during the Financial Year 2021-22.

STAKEHOLDERS' RELATIONSHIP COMMITTEE:

The Board of Directors of Company had constituted Share Transfer Committee on 10th March, 2000 which was later renamed as Shareholders and Investors Grievances Committee and further renamed as Stakeholders' Relationship Committee and was further re-constituted on 3rd April, 2001, 30th January, 2002, 29th July, 2006, 23rd October, 2008, 21st March 2009, 24th March 2010 and 8th November 2012, 07.08.2019. The Stakeholders' Relationship Committee ensures that there is timely and satisfactory redressal of all investor queries and complaints. The Committee approves, oversees and reviews all matters connected with share transfers, rematerialisation, transposition of securities, redresses shareholders' grievances like transfer of shares, non- receipt of balance sheet, non-receipt of declared dividend etc. The Committee also oversees the performance of the Registrar and Share Transfer Agent and recommends measures for overall improvement in the quality of service to investors Following are the members of the committee at present:

Shri A.K. Srivastava	Chairman
Shri Brijendra Sahay	Member
Shri Bibek Roy Choudhary	Member

Ms Shivani Singh Yadav, Company Secretary acts as Secretary / Convener of the committee.

During the period under review, the Company has not received any complaint from the Shareholders/Investors. No Meetings of Stakeholders' Relationship Committee of the Company were held during the financial year 2018-2019.

The Company obtains half-yearly certificate from a Company Secretary in Practice confirming the issue of certificates for transfer, sub-division, consolidation etc. and submits a copy thereof to the Stock Exchanges in terms of Regulation 40(9) of the SEBI Listing Regulations. Further, the Compliance Certificate under Regulation 7(3) of the SEBI Listing Regulations, confirming that all activities in relation to both physical and electronic share transfer facility are maintained by Registrar and Share Transfer Agent is also submitted to the Stock Exchanges on a half yearly basis.

The Stakeholders' Relationship Committee Meetings are held whenever required in case the grievances of investors stand unresolved by the Registrar and Share Transfer Agent of Company M/s Link Intime India Pvt. Ltd.

Independent Directors' Meeting

During the year, a separate meeting of the Independent Directors was held on 15.11.2021 inter-alia to evaluate the performance of Non-Independent Directors and the Board of Directors as a whole, performance of the Co-Chairpersons of the Company and of the quality, content and timelines of flow of information between the Management and the Board.

CEO/CFO Certification

The Company is fully cognizant of the need to maintain adequate internal control to protect its assets and interests and for integrity and fairness in financial reporting and is committed to lay down and enforcing such controls of appropriate systems and procedures. Towards this the CEO and the CFO have certified to the Board by placing a certificate on the internal control related to the financial reporting process during the year ended March 31, 2022.

Code of Conduct

The Company in pursuance of the Securities and Exchange Board of India (Prohibition of Insider Trading) Regulations, 2015 has a Code of Internal Procedures and Conduct for Prevention of Insider Trading in place. The Code lays down guidelines, which advise on procedures to be followed and disclosures to be made while dealing with shares of the Company and indicate the consequences of non-compliance. The Company has also laid down a Code of Conduct for Board members and senior management personnel. The Company is committed to conducting its business in accordance with applicable laws, rules and regulations and the highest standards of business ethics and to full and accurate disclosure in compliance with applicable laws, rules & regulations. All the Board members and senior management personnel have affirmed compliance with the Code of Conduct for the current year. The Code of Conduct is also displayed on the website of the Company at www.sahara-one.com

Performance evaluation criteria for Independent and Non-Executive Directors

The performance of Independent and Non-Executive Directors is evaluated on parameters such as level of engagement and contribution, independence of judgement, safeguarding the interest of the Company and its minority shareholders, time devoted etc.

GENERAL BODY MEETINGS

The details of date, time & venue of the last three Annual General Meetings of the Company are as given below:-

AGM	Date & Time	Venue	Special Resolution(s)
38th AGM	30th September, 2019 at 1:30 P.M.	Hotel Sahara Star, Opp. Domestic Airport, Vile Parle East, Mumbai-400099.	Approval of Re-appointment of all the three Independent Directors for Second term from 2019-2024.
39th AGM	31st Decemember, 2020 at 2.00 P.M.	Through Video Conferencing/ OAVM	Re-appointment of Smt Rana Zia, as whole time director for three years.
40th AGM	30th Decemember, 2021 at 2.00 P.M.	Video Conferencing/OAVM	NIL

DISCLOSURES:

POSTAL BALLOTS

Special Resolution passed through Postal Ballot:

No postal ballot was conducted during the financial year 2021-22. None of the businesses proposed to be transacted at the ensuing Annual General Meeting require passing a resolution through Postal Ballot.

Related Party Transactions

All Related Party Transactions that were entered into during the financial year were on an arm's length basis, in the ordinary course of business and were in compliance with the applicable provisions of the Act and the Listing Regulations (erstwhile Listing Agreement entered into with the Stock Exchanges). There were no materially significant Related Party Transactions made by the Company during the year that would have required Shareholder approval under the Listing Regulations.

All Related Party Transactions are placed before the Audit Committee for approval. A statement of all Related Party Transactions is placed before the Audit Committee for its review on a quarterly basis, specifying the nature, value and terms and conditions of the transactions.

The Company has adopted a Related Party Transactions Policy. The Policy, as approved by the Board, is uploaded on the Company's website.

Details of the transactions with Related Parties are provided in the accompanying financial statements. There were no transactions during the year which would require to be reported in Form AOC.2.

Material Subsidiaries

In accordance with the requirements of SEBI (Listing Obligations and Disclosure Requirements) Regulations, 2015, the Company has in place the policy for determining material subsidiaries which has been uploaded on the Company's website at www.sahara-one.com.

Compliances By The Company

The Company is in compliance with the various requirements of the Stock Exchanges, SEBI and other statutory authorities on all matters relating to the capital market and other applicable laws.

Electronic Service of Documents to Members at Registered Email Address:

In accordance with Rule 18 of the Companies (Management and Administration) Rules, 2014 notified under the Companies Act, 2013, the Companies may give Notice of the General Meetings through

electronic mode. Further, the said Rule provides that advance opportunity should be given at least once in a financial year to the Members / Members for registering their email address and changes therein, as may be applicable. Further Rule 11 of the Companies (Accounts) Rules, 2014 notified under the Companies Act, 2013 provides that in case of listed companies, financial statements may be sent by electronic mode to such members / members whose shareholding is in dematerialized form and whose email ids are registered with the Depository for communication purposes. As regards Members / Members whose shareholding is held in physical form, the financial statements may be sent in electronic mode to those members who have positively consented in writing for receiving by electronic mode.

In view of the above, the Company shall send all documents to Members like General Meeting Notices (including AGM), Annual Reports comprising Audited Financial Statements, Directors' Report, Auditors' Report and any other future communication (hereinafter referred as "documents") in electronic form, in lieu of physical form, to all those members, whose email address is registered with Depository Participant (DP)/Registrars & Share Transfer Agents (RTA) (hereinafter "registered email address") and made available to us, which has been deemed to be the member's registered email address for serving the aforesaid documents.

To enable the servicing of documents electronically to the registered email address, we request the members to keep their email addresses validated/ updated from time to time. We wish to reiterate that Members holding shares in electronic form are requested to please inform any changes in their registered e-mail address to their DP from time to time and Members holding shares in physical form have to write to our RTA, M/s Linkin time India Private Limited at their specified address, so as to update their registered email address from time to time. It may be noted that the Annual Report of the Company will also be available on the Company's website www.sahara-one.com for ready reference. Members are also requested to take note that they will be entitled to be furnished, free of cost, the aforesaid documents, upon receipt of requisition from the member, any time, as a member of the Company.

CERTIFICATE FROM COMPANY SECRETARY IN PRACTICE

M/s. C.P. Shukla & Co., Practicing Company Secretary, Lucknow has issued a certificate as required under the Listing Regulations, confirming that none of the Directors on the Board of the Company has been debarred or disqualified from being appointed or continuing as director of the SEBI / Ministry of Corporate Affairs or any such statutory authority. The certificate is enclosed with this section as Annexure 5.

VIGIL MECHANISM / WHISTLE BLOWER POLICY

The Company is committed to conduct its business in accordance with applicable laws, rules and regulations and the highest standards of business ethics and to full and accurate disclosures. The Company promotes ethical behaviour in its operations and has a vigil mechanism which is overseen through the Audit Committee. A dedicated e-mail id has been established and communicated for reporting under Vigil Mechanism. Under the vigil mechanism, employees are free to report violations of applicable laws and regulations and the Code of Conduct. During the year under review, no employee was denied access to the Audit Committee.

The Company is making adequate disclosure to the shareholders through the Annual Report. Further there is no materially significant related party transactions i.e. transactions of the Company of material nature, with its promoters, the Directors or the management, their subsidiaries or relatives etc that may have potential conflict with the interests of Company at large.

MEANS OF COMMUNICATION:

Disclosure of the financial performance is at core of good governance. This includes consistent, comparable, relevant and reliable information on financial performance of the Company. Towards this end, the Company is providing Annual Report on the working of the Company to each of its shareholders. Further the quarterly / half Yearly Financial Results of the Company are forwarded to Bombay Stock Exchange where the Securities of the Company are listed and published in widely circulated newspapers.

In compliance with Regulation 46 of the SEBI (LODR) Regulations, 2015, the Company has furnished

relevant details of its business, financial information, shareholding pattern, compliance with corporate governance, contact information of the designated officials of the Company who are responsible for assisting and handling investor grievances, details of agreements entered into with the media companies and/or their associates, statement of shareholders' grievances, etc. and the contents of the said website are updated on regular basis.

Further, in view of circular of SEBI, the Company has started the system of processing of investor complaints in a centralized web based complaints redressal system 'SCORES'.

Management Discussion and Analysis Report forms part of this Annual Report. The relevant information is also available at Company's website www.sahara-one.com. Investors can also lodge their complaints with the Company at investors@sahara-one.com.

FEES TO STATUTORY AUDITOR

Total fees for all services paid by the listed entity and its subsidiaries, on a consolidated basis, to the statutory auditor and all entities in the network firm/network entity of which the statutory auditor is a part. Details relating to fees paid to the Statutory Auditors are given in note to the Standalone Financial Statements and Notes to Accounts to the Consolidated Financial Statements.

NAME, DESIGNATION AND ADDRESS OF COMPLIANCE OFFICER:

Ms Shivani Singh Yadav
 Company Secretary & Compliance Officer
 Sahara One Media and Entertainment Limited
 E-mail ID- shivanisingh.yadav@sahara.in
 Contact No.- 02242931818

CERTIFICATE ON COMPLIANCE WITH THE CONDITIONS OF CORPORATE GOVERNANCE UNDER THE SEBI (LISTING OBLIGATIONS AND DISCLOSURE REQUIREMENTS) REGULATIONS, 2015

To the Members,

Sahara One Media and Entertainment Limited

25-28, Floor-2, Plot No.-209,

Atlanta Building Jamnalal Bajaj Marg,

Nariman Point Mumbai City MH 400021.

1. We have examined the compliance of conditions of Corporate Governance for the year ended on March 31, 2021, as stipulated in:
 - Regulation 23(4) of SEBI (Listing Obligations and Disclosure Requirements) Regulations, 2015 (SEBI Listing Regulations) for the period from April 1, 2021 to March 31, 2022 and
 - Regulations 17 to 27 (excluding regulation 23 (4)) and clauses (b) to (i) of regulation 46 (2) and paragraphs C, D and E of Schedule V of the SEBI Listing Regulations for the period from April 1, 2021 to March 31, 2022.
2. The Compliance of conditions of Corporate Governance is the responsibility of the Company's Management. Our examination was limited to procedures and implementation thereof, adopted by the Company for ensuring the compliance of the conditions of the Corporate Governance. It is neither an audit nor an expression of opinion on the financial statements of the Company.
3. In our opinion and to the best of our information and according to our examination of the relevant records and the explanations given to us and the representations made by the Directors and the Management, we certify that the Company has complied with the conditions of Corporate Governance as stipulated in Regulation 17 to 27 and clauses (b) to (i) of regulation 46(2) and paragraphs C, D and E of Schedule V of the SEBI Listing Regulations for the respective period of applicability as specified under paragraph 1 above, during the year ended March 31, 2022.
4. We state that such compliance is neither an assurance as to the future viability of the Company nor the efficiency or effectiveness with which the Management has conducted the affairs of the Company.

Place: Mumbai

Date : 22.08.2022

For C.P. Shukla & Co.

(C.P. Shukla)

Membership No. : FCS3819

C.P. No. : 5138

UDIN No.: F003819D000829281

Annexure-5

CERTIFICATE OF NON-DISQUALIFICATION OF DIRECTORS

(Pursuant to Regulation 34(3) and Schedule V Para C clause (10)(i) of the SEBI (Listing Obligations and Disclosure Requirements) Regulations, 2015)

To the Members,

Sahara One Media and Entertainment Limited

25-28, Floor-2, Plot No.-209, Atlanta Building

Jamnalal Bajaj Marg, Nariman Point

Mumbai City MH 400021.

I have examined the relevant registers, records, forms, returns and disclosures received from the Directors of Sahara One Media and Entertainment Limited having CIN L67120MH1981PLC024497 and having registered office 25-28, Floor-2, Plot No.-209, Atlanta Building Jamnalal Bajaj Marg, Nariman Point Mumbai City MH 400021 (hereinafter referred to as 'the Company'), produced before me by the Company for the purpose of issuing this Certificate, in accordance with Regulation 34(3) read with Schedule V Para-C Sub clause 10(i) of the Securities Exchange Board of India (Listing Obligations and Disclosure Requirements) Regulations, 2015.

In my opinion and to the best of my information and according to the verifications (including Directors Identification Number (DIN) status at the portal www.mca.gov.in) as considered necessary and explanations furnished to me by the Company & its officers, I hereby certify that none of the Directors on the Board of the Company as stated below for the Financial Year ending on 31st March, 2022 have been debarred or disqualified from being appointed or continuing as Directors of companies by the Securities and Exchange Board of India, Ministry of Corporate Affairs, or any such other Statutory Authority.

Sr. No.	Name of Director	DIN	Date of Appointment in Company	Date of Resignation
1	Shri A.K. Srivastava	02323304	07/08/2019	NA
2	Shri Brijendra Sahay	00017600	29/07/2006	NA
3	Shri Bibek Roy Choudhary	07663995	11/07/2022	NA
4	Mrs Rana Zia	07083262	20/03/2015	NA

Ensuring the eligibility of for the appointment / continuity of every Director on the Board is the responsibility of the management of the Company. My responsibility is to express an opinion on these based on our verification. This certificate is neither an assurance as to the future viability of the Company nor of the efficiency or effectiveness with which the management has conducted the affairs of the Company.

Place: Mumbai

Date: 22.08.2022

For C.P. Shukla & Co.

(C.P. Shukla)

Membership No. : FCS3819

C.P. No. : 5138

UDIN No.: F003819D000829259

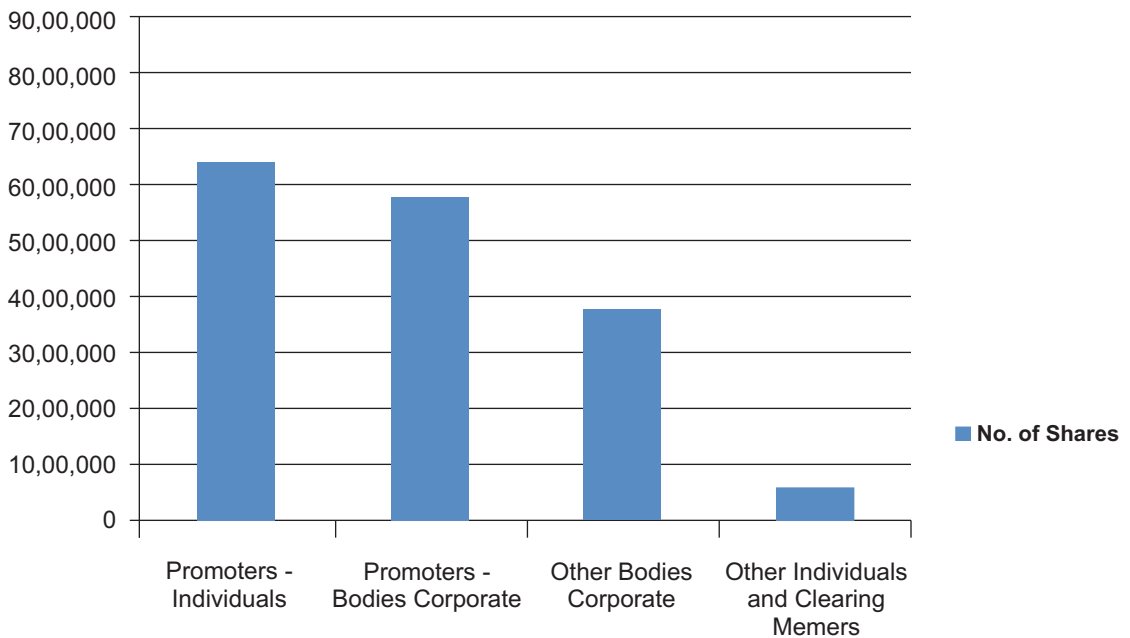
DISTRIBUTION OF SHAREHOLDING:

As on 31.03.2022 the shareholding pattern of the company is as detailed below:

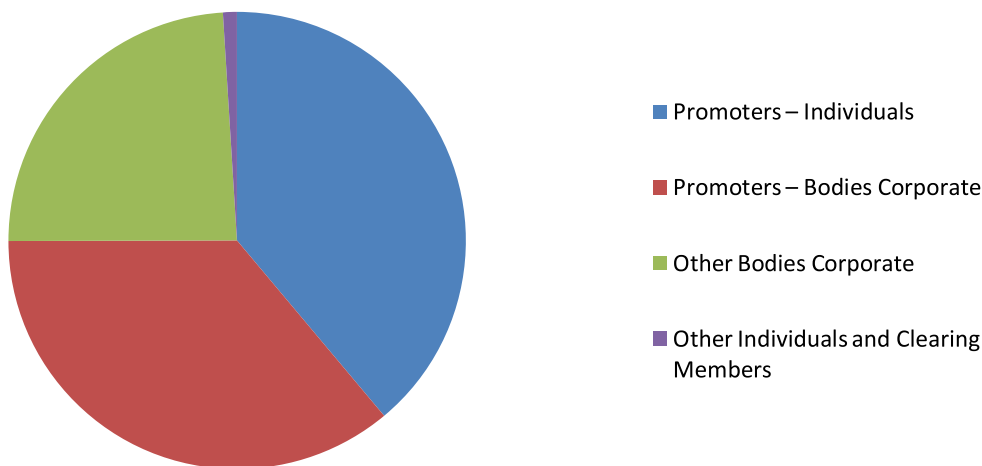
No. of Equity Shares	Shareholders		Shares	
	Number	% of Holders	Number	% of Holders
1-500	1691	94.5221	89886	0.4176
501-1000	41	2.2918	31332	0.1456
1001-2000	16	0.8944	24902	0.1157
2001-3000	4	0.2236	9855	0.0458
3001-4000	4	0.2236	14207	0.0660
4001-5000	2	0.1118	9069	0.0421
5001-10000	8	0.4472	55694	0.2587
10001-*****	23	1.2856	21290055	98.9085
Total:	1789	100	21525000	100

Category	No. of Shares	%
Promoters – Individual	83,75,000	38.9082
Promoters – Bodies Corporate	77,66,702	36.0822
Other Bodies Corporate	51,44,364	23.8994
Other Individuals and Clearing Members	2,38,934	1.1100
Total:	2,15,25,000	100

No. of Shares



No of shares



SHARE PRICE MOVEMENT OF COMPANY AND SENSEX MOVEMENT OF BSE:

Movement in company's share prices during the year 2021-2022 on BSE and SENSEX movement of BSE for the same period was as under:

Month	Sahara One Share Price			BSE SENSEX		
	High (Rs.)	Low (Rs.)	Average (Rs.)	High (Rs.)	Low (Rs.)	Average (Rs.)
April-2021	46.35	64.6	69.8	30,184.22	29,241.48	29,712.85
May-2021	62.1	43.25	52.675	31,255.28	29,804.12	30,529.70
June-2021	41.1	38	39.55	31,522.87	30,680.66	31,101.77
July-2021	57	39	48	32,672.66	31,017.11	31,844.89
August-2021	47.25	38.7	42.975	32,686.48	31,128.02	31,907.25
September-2021	50.7	37.5	44.1	32,524.11	31,081.83	31,802.97
October-2021	65.9	48.3	57.1	33,340.17	31,440.48	32,390.33
November-2021	66.3	65.5	65.9	33,865.95	32,683.59	33,274.77
December-2021	69.3	65.9	67.6	34,137.97	32,565.16	33,351.57
January-2022	40.02	54.2	63.6	36,443.98	33,703.37	35,073.68
February-2022	36.00	42.05	47.525	36,256.83	33,482.81	34,869.82
March-2022	30.00	42	44.175	34,278.63	32,483.84	33,381.24

CERTIFICATE ON COMPLIANCE WITH THE CONDITIONS OF CORPORATE GOVERNANCE UNDER THE SEBI (LISTING OBLIGATIONS AND DISCLOSURE REQUIREMENTS) REGULATIONS, 2015

To the Members,

Sahara One Media and Entertainment Limited

25-28, Floor-2, Plot No.-209,

Atlanta Building Jamnalal Bajaj Marg,

Nariman Point Mumbai City MH 400021.

1. We have examined the compliance of conditions of Corporate Governance for the year ended on March 31, 2021, as stipulated in:
 - Regulation 23(4) of SEBI (Listing Obligations and Disclosure Requirements) Regulations, 2015 (SEBI Listing Regulations) for the period from April 1, 2021 to March 31, 2022 and
 - Regulations 17 to 27 (excluding regulation 23 (4)) and clauses (b) to (i) of regulation 46 (2) and paragraphs C, D and E of Schedule V of the SEBI Listing Regulations for the period from April 1, 2021 to March 31, 2022.
2. The Compliance of conditions of Corporate Governance is the responsibility of the Company's Management. Our examination was limited to procedures and implementation thereof, adopted by the Company for ensuring the compliance of the conditions of the Corporate Governance. It is neither an audit nor an expression of opinion on the financial statements of the Company.
3. In our opinion and to the best of our information and according to our examination of the relevant records and the explanations given to us and the representations made by the Directors and the Management, we certify that the Company has complied with the conditions of Corporate Governance as stipulated in Regulation 17 to 27 and clauses (b) to (i) of regulation 46(2) and paragraphs C, D and E of Schedule V of the SEBI Listing Regulations for the respective period of applicability as specified under paragraph 1 above, during the year ended March 31, 2022.
4. We state that such compliance is neither an assurance as to the future viability of the Company nor the efficiency or effectiveness with which the Management has conducted the affairs of the Company.

Place: Mumbai

Date : 22.08.2022

For C.P. Shukla & Co.

(C.P. Shukla)

Membership No. : FCS3819

C.P. No. : 5138

UDIN No.: F003819D000829281

GENERAL SHAREHOLDERS INFORMATION

Date	30th September, 2022
Time	2.00 P.M.
Venue	25-28, Floor-2, Plot No. - 209, Atlanta Building, Jamnalal Bajaj Marg, Nariman Point, Mumbai City MH 400021.
Date of Book closure	21th September 2022 to 30th September 2022 (both days inclusive).
Financial Calendar	1st April, 2021 to 31st March, 2022
Last Annual General Meeting	30th September, 2021
Registrar and Share Transfer Agents	M/s. Link Intime India Private Limited : C-101, 247 Park, L.B.S. Marg, Vikhroli (West), Mumbai – 400083
Share Transfer System	Shares received for physical transfer on dematerialization or rematerialization requests are generally registered and returned within a period of 15 days from the date of receipt of complete and validly executed documents. The Shareholders / Investors Grievances Committee meet at adequate intervals to approve the Share transfer and dematerialization requests.
Dematerialisation of shares and liquidity	Equity Shares of the Company can be traded in dematerialized forms. To facilitate the trading in dematerialized form, the Company has entered into agreements with both the depositories viz. National Securities Depositories Limited (NSDL) and Central Depository Services (India) Limited (CDSL). As of date approximately 99.82% of the Equity Shares of the Company are in dematerialized form.
Listing on Stock Exchanges	The Bombay Stock Exchange (BSE)
BSE Stock Code	503691
ISIN No.	INE479B01016
Addresses for correspondence	25-28, Floor-2, Plot No. - 209, Atlanta Building, Jamnalal Bajaj Marg, Nariman Point, Mumbai City MH 400021.

INDEPENDENT AUDITOR'S REPORT

TO THE MEMBERS OF SAHARA ONE MEDIA AND ENTERTAINMENT LIMITED

Report on the Audit of the Standalone Financial Statements

Qualified Opinion

We have audited the accompanying standalone financial statements of Sahara One Media And Entertainment (the "Company"), which comprise the Balance Sheet as at March 31, 2022, the Statement of Profit and Loss (including Other Comprehensive Income), the Statement of Changes in Equity and the Statement of Cash Flows ended on that date, and a summary of significant accounting policies and other explanatory information (hereinafter referred to as the "standalone financial statements").

In our opinion and to the best of our information and according to the explanations given to us, subject to the matters referred to in the Basis for Qualified Opinion section of our report, the aforesaid standalone financial statements give the information required by the Companies Act, 2013 (the "Act") in the manner so required and give a true and fair view in conformity with the Indian Accounting Standards prescribed under section 133 of the Act read with the Companies (Indian Accounting Standards) Rules, 2015, as amended, ("Ind AS") and other accounting principles generally accepted in India, of the state of affairs of the Company as at March 31, 2022, the profit and total comprehensive income, changes in equity and its cash flows for the year ended on that date.

Basis for Qualified Opinion

- a) Reference is invited to Note 29 to the financial statements regarding deposit of Rupees 694,027.88 Thousand to Sahara-SEBI Refund account in the matter of dispute in respect of repayment of Optionally Fully Convertible Debentures (OFCDs) by two group companies, namely M/s Sahara India Real Corporation Limited & Sahara Housing Investment Corporation Limited with Security and Exchange Board of India (SEBI). The Honourable Supreme Court of India vide its order dated 21-11-2013 had directed that Sahara Group of Companies shall not part with movable and immovable properties and accordingly 'SEBI' has seized the company's Fixed Deposit and Non-Current Investment. Subsequent to this, Hon'ble Supreme Court vide its order dated 4th June, 2014 has directed to defreeze the Fixed Deposit account of the company subject to condition that total proceeds would be transferred to special account opened by the 'SEBI'. However, the matter is pending at Honourable Supreme Court of India; we are unable to comment on the consequential impact, if any, of the same on the financial statement of the company.
- b) **Material uncertainty over going concern:** The company has prepared financial statements on a going concern basis, notwithstanding the fact that the major customer of the company has terminated the program purchase agreement which was main source of income of the Company, the company does not have sufficient fund to pay its creditors, recovery from debtors is pending since long, advances given for movie production has stuck with the parties as company is unable to invest further fund and revenue from operation has reached to negligible level. These events cast significant doubt on the ability of the Company to continue as a going concern. The financial statements do not adequately disclose these matters.

Further, due to certain non-compliance of regulation 33 of the SEBI (Listing Obligations and Disclosure Requirements) Regulations, 2015, the Securities and Exchange Board of India (SEBI) has initiated penal actions as per circular no. SEBI/HO/CFD/CMD/CIR/P/2020/12 dated January 22, 2020 (SEBI SOP Circular) and has levied fine of Rupees 542800/- which may increase further if non-compliance continued, the trading of the shares of the company has been suspended and in further action the SEBI may freeze Demat account of Promoters.

- c) Attention is invited to long pending content advances of Rupees 1,91,600 Thousand given to producers/film houses/actors for acquisition/development Film content/rights. There is substantial delay in completion of the projects. Company's ability to materialise content advances into the film rights for exploitation is dependent on its funding the balance commitment agreed under the contracts. In view of the above, we are unable to comment on the recoverability of

content advance or its materialization into film rights and its consequential impact on the financials for the period.

- d) Attention is invited to the overdue trade receivables of Rupees 7977 Thousand (Net of Provisions). In view of significant delays in collections, we are unable to comment on the recoverability of this overdue trade receivable and its consequential impact on the financials for the period.
- e) The bank balance confirmation of bank accounts having book balance of Rupees 234.32 Thousand as on 31-03-2022 could not be obtained as these accounts are in dormant status. Had balance confirmations been received, there may have been additional adjustments required to the financial statement which are not determinable, at this stage.
- f) The online channel of the company is fully operational on Youtube.com but company has not received any revenue for the year due to non-compliance of certain formalities. No details regarding accrued revenue are available therefore impact on financials of the company is not ascertainable. The management of the company has explained that company is taking appropriate action and matter will be settled soon.

We conducted our audit of the standalone financial statements in accordance with the Standards on Auditing ("SA"s) specified under section 143(10) of the Act. Our responsibilities under those Standards are further described in the Auditor's Responsibilities for the Audit of the Standalone Financial Statements section of our report. We are independent of the Company in accordance with the Code of Ethics issued by the Institute of Chartered Accountants of India ("ICAI") together with the ethical requirements that are relevant to our audit of the standalone financial statements under the provisions of the Act and the Rules made thereunder, and we have fulfilled our other ethical responsibilities in accordance with these requirements and the ICAI's Code of Ethics. We believe that the audit evidence obtained by us is sufficient and appropriate to provide a basis for our audit opinion on the standalone financial statements.

Emphasis of Matter

- a) The Gratuity Trust in which company was making gratuity contribution was dissolved and Trust has refunded the amount pertains to the company but company has neither created any recognized gratuity fund Trust nor made any other arrangement to deposit this amount to any other recognized Gratuity Fund Trust. Our opinion is not qualified in respect of this matter.
- b) The bonus liability of Rupees 292.70 Thousand up to Financial Year 2020-21 is lying unpaid as on date. As per section 19 of the Payment of Bonus Act, 1965, the payment of bonus should be made within eight month from the close of the relevant financial year otherwise company would be subjected to penalty under section 28 of the Payment of Bonus Act, 1965. Our opinion is not qualified in respect of this matter.

Key Audit Matters

Key audit matters are those matters that, in our professional judgment, were of most significance in our audit of the standalone financial statements of the current period. These matters were addressed in the context of our audit of the standalone financial statements as a whole, and in forming our opinion thereon, and we do not provide a separate opinion on these matters. We have determined the matters described below to be the key audit matters to be communicated in our report.

Key Audit Matters	Auditor's Response
Evaluation of uncertain tax positions The Company has material uncertain tax positions under dispute which involves significant judgment to determine the possible outcome of these disputes. Refer Notes 28 to the Standalone Financial Statements	Obtained details of completed and pending tax assessments and demands up to March 31, 2022 from management. We considered legal precedence and other rulings in evaluating management's position on these uncertain tax positions. We discussed the issue with person responsible to ascertain whether any change was required to management's position on these uncertainties.
Long pending balances of debtors and advances The company is having substantial amount of recoverable balance of from debtors and against advances from several parties which are pending since long.	Obtained details of correspondences and legal notices sent to parties and found that legal notice has been served to a debtor which was unanswered. We discussed the issue with persons responsible for governance and we were explained that Management of the company is taking further legal advice and will act accordingly. In respect to advances for movie project, the Management explained that advances to parties could not be utilised or recovered as movie projects stuck up due to fund crisis. However, management is confident that all advances will be recovered/ utilised in due course. But this statement was not supported by any convincing documentary evidence.

Information Other than the Financial Statements and Auditor's Report Thereon

The Company's Board of Directors is responsible for the preparation of the other information. The other information comprises the information included in the management Reports, but does not include the standalone financial statements and our auditor's report thereon. But this report is expected to be made available to us after the date of this auditor's report.

Our opinion on the standalone financial statements does not cover the other information and we do not express any form of assurance conclusion thereon.

In connection with our audit of the financial statements, our responsibility is to read the other information identified above when it becomes available and, in doing so, consider whether the other information is materially inconsistent with the financial statements or our knowledge obtained in the audit, or otherwise appears to be materially misstated.

When we read the Management report, if we conclude that there is a material misstatement therein, we are required to communicate the matter to those charged with governance.

Management's Responsibilities for the Standalone Financial Statements

The Company's Board of Directors is responsible for the matters stated in section 134(5) of the Act with respect to the preparation of these standalone financial statements that give a true and fair view of the financial position, financial performance, including other comprehensive income, changes in equity and cash flows of the Company in accordance with the Ind AS and other accounting principles generally accepted in India. This responsibility also includes maintenance of adequate accounting records in accordance with the provisions of the Act for safeguarding the assets of the Company and for preventing and detecting frauds and other irregularities; selection and application of appropriate accounting policies; making judgments and estimates that are reasonable and prudent; and design, implementation and maintenance of adequate internal financial controls, that were operating effectively for ensuring the accuracy and completeness of the accounting records, relevant to the preparation and presentation of the standalone financial statements that give a true and fair view and are free from material misstatement, whether due to fraud or error.

In preparing the standalone financial statements, management is responsible for assessing the Company's ability to continue as a going concern, disclosing, as applicable, matters related to going concern and using the going concern basis of accounting unless management either intends to liquidate the Company or to cease operations, or has no realistic alternative but to do so.

The Board of Directors are responsible for overseeing the Company's financial reporting process.

Auditor's Responsibilities for the Audit of the Standalone Financial Statements

Our objectives are to obtain reasonable assurance about whether the standalone financial statements as a whole are free from material misstatement, whether due to fraud or error, and to issue an auditor's report that includes our opinion. Reasonable assurance is a high level of assurance, but is not a guarantee that an audit conducted in accordance with SAs will always detect a material misstatement when it exists. Misstatements can arise from fraud or error and are considered material if, individually or in the aggregate, they could reasonably be expected to influence the economic decisions of users taken on the basis of these standalone financial statements.

As part of an audit in accordance with SAs, we exercise professional judgment and maintain professional scepticism throughout the audit. We also:

- Identify and assess the risks of material misstatement of the standalone financial statements, whether due to fraud or error, design and perform audit procedures responsive to those risks, and obtain audit evidence that is sufficient and appropriate to provide a basis for our opinion. The risk of not detecting a material misstatement resulting from fraud is higher than for one resulting from error, as fraud may involve collusion, forgery, intentional omissions, misrepresentations, or the override of internal control.
- Obtain an understanding of internal financial control relevant to the audit in order to design audit procedures that are appropriate in the circumstances. Under section 143(3)(i) of the Act, we are also responsible for expressing our opinion on whether the Company has adequate internal financial controls system in place and the operating effectiveness of such controls.
- Evaluate the appropriateness of accounting policies used and the reasonableness of accounting estimates and related disclosures made by the management.
- Conclude on the appropriateness of management's use of the going concern basis of accounting and, based on the audit evidence obtained, whether a material uncertainty exists related to events or conditions that may cast significant doubt on the Company's ability to continue as a going concern. If we conclude that a material uncertainty exists, we are required to draw attention in our auditor's report to the related disclosures in the standalone financial statements or, if such disclosures are inadequate, to modify our opinion. Our conclusions are based on the audit evidence obtained up to the date of our auditor's report. However, future events or conditions may cause the Company to cease to continue as a going concern.
- Evaluate the overall presentation, structure and content of the standalone financial statements, including the disclosures, and whether the standalone financial statements represent the underlying transactions and events in a manner that achieves fair presentation.

Materiality is the magnitude of misstatements in the standalone financial statements that, individually or in aggregate, makes it probable that the economic decisions of a reasonably knowledgeable user of the standalone financial statements may be influenced. We consider quantitative materiality and qualitative factors in (i) planning the scope of our audit work and in evaluating the results of our work; and (ii) to evaluate the effect of any identified misstatements in the standalone financial statements.

We communicate with those charged with governance regarding, among other matters, the planned scope and timing of the audit and significant audit findings, including any significant deficiencies in internal control that we identify during our audit.

We also provide those charged with governance with a statement that we have complied with relevant ethical requirements regarding independence, and to communicate with them all relationships and other matters that may reasonably be thought to bear on our independence, and where applicable, related safeguards.

From the matters communicated with those charged with governance, we determine those matters that were of most significance in the audit of the standalone financial statements of the current period and are therefore the key audit matters. We describe these matters in our auditor's report unless law or regulation

precludes public disclosure about the matter or when, in extremely rare circumstances, we determine that a matter should not be communicated in our report because the adverse consequences of doing so would reasonably be expected to outweigh the public interest benefits of such communication.

Report on Other Legal and Regulatory Requirements

1. As required by Section 143(3) of the Act, based on our audit we report that:
 - a) We have sought and obtained all the information and explanations which to the best of our knowledge and belief were necessary for the purposes of our audit.
 - b) In our opinion, proper books of account as required by law have been kept by the Company so far as it appears from our examination of those books.
 - c) The Balance Sheet, the Statement of Profit and Loss including Other Comprehensive Income, Statement of Changes in Equity and the Statement of Cash Flows dealt with by this Report are in agreement with the relevant books of account.
 - d) In our opinion, the aforesaid standalone financial statements comply with the Ind AS specified under Section 133 of the Act.
 - e) On the basis of the written representations received from the directors as on March 31, 2022 taken on record by the Board of Directors, none of the directors is disqualified as on March 31, 2022 from being appointed as a director in terms of Section 164(2) of the Act.
 - f) With respect to the adequacy of the internal financial controls over financial reporting of the Company and the operating effectiveness of such controls, refer to our separate Report in “**Annexure A**”. Our report expresses an unmodified opinion on the adequacy and operating effectiveness of the Company's internal financial controls over financial reporting.
 - g) With respect to the other matters to be included in the Auditor's Report in accordance with the requirements of section 197(16) of the Act, as amended:

In our opinion and to the best of our information and according to the explanations given to us, the remuneration paid by the Company to its directors during the year is in accordance with the provisions of section 197 of the Act.

- h) With respect to the other matters to be included in the Auditor's Report in accordance with Rule 11 of the Companies (Audit and Auditors) Rules, 2014, as amended in our opinion and to the best of our information and according to the explanations given to us:
 - i. The Company has disclosed the impact of pending litigations on its financial position in its standalone financial statements. Refer note 28 to the standalone financial statements.
 - ii. The Company has made provision, as required under the applicable law or accounting standards, for material foreseeable losses, if any, on long-term contracts including derivative contracts;
 - iii. There were no amounts, required to be transferred, to the Investor Education and Protection Fund by the Company.
- iv. (a) The Management has represented that, to the best of its knowledge and belief, no funds (which are material either individually or in the aggregate) have been advanced or loaned or invested (either from borrowed funds or share premium or any other sources or kind of funds) by the Company to or in any other person or entity, including foreign entity (“Intermediaries”), with the understanding, whether recorded in writing or otherwise, that the Intermediary shall, whether, directly or indirectly lend or invest in other persons or entities identified in any manner whatsoever by or on behalf of the Company (“Ultimate Beneficiaries”) or provide any guarantee, security or the like on behalf of the Ultimate Beneficiaries.
- (b) The Management has represented, that, to the best of its knowledge and belief, no funds (which are material either individually or in the aggregate) have been received by the Company from any person or entity, including foreign entity (“Funding Parties”), with the

understanding, whether recorded in writing or otherwise, that the Company shall, whether, directly or indirectly, lend or invest in other persons or entities identified in any manner whatsoever by or on behalf of the Funding Party ("Ultimate Beneficiaries") or provide any guarantee, security or the like on behalf of the Ultimate Beneficiaries;

- (c) Based on the audit procedures that have been considered reasonable and appropriate in the circumstances, nothing has come to our notice that has caused us to believe that the representations under sub-clause (i) and (ii) of Rule 11(e), as provided under (a) and (b) above, contain any material misstatement.
- v. The company has not declared or paid any dividend during the year.
- 2. As required by the Companies (Auditor's Report) Order, 2020 ("the Order") issued by the Central Government in terms of Section 143(11) of the Act, we give in "**Annexure B**" a statement on the matters specified in paragraphs 3 and 4 of the Order.

For D. S. Shukla & Co.

Chartered Accountants

(Firm Registration No. 000773C)

Lucknow, 11 July 2022

(A. K. Dwivedi)

Partner

Membership No. 078297

UDIN: 22078297AMQLXD6377

ANNEXURE “A”**TO THE INDEPENDENT AUDITORS' REPORT ON THE STANDALONE IND AS FINANCIAL STATEMENTS OF SAHARA ONE MEDIA AND ENTERTAINMENT LIMITED**

(Referred to in paragraph 1 (f) under 'Report on Other Legal and Regulatory Requirements' of our report of even date)

REPORT ON THE INTERNAL FINANCIAL CONTROLS OVER FINANCIAL REPORTING UNDER CLAUSE (I) OF SUB-SECTION 3 OF SECTION 143 OF THE COMPANIES ACT, 2013 (“THE ACT”)

We have audited the internal financial controls over financial reporting of Sahara One Media And Entertainment Limited (“the Company”) as of 31st March, 2022 in conjunction with our audit of the standalone Ind AS financial statements of the Company for the year ended on that date.

MANAGEMENT'S RESPONSIBILITY FOR INTERNAL FINANCIAL CONTROLS

The company's management is responsible for establishing and maintaining internal financial control based on the internal control over financial reporting criteria established by the company considering the essential components of the internal control stated in the Guidance Note on Audit of Internal Financial Controls over Financial Reporting issued by the Institute of Chartered Accountants of India ('ICAI'). These responsibilities include the design, implementation and maintenance of adequate internal financial controls that were operating effectively for insuring the orderly and efficient conduct of business, including adherence to the Company's policies, the safeguards of its assets, the prevention and detection of fraud and errors, the accuracy and completeness of accounting records, and the timely preparation of reliable financial information, as required under the Act.

AUDITORS' RESPONSIBILITY

Our responsibility is to express an opinion on the Company's internal financial controls over financial reporting with reference to these Ind-AS financial statements based on our audit. We conducted our audit in accordance with the Guidance Note on Audit of Internal Financial Controls over Financial Reporting ('the Guidance Note') and the Standard on Auditing issued by ICAI and deemed to be prescribed under Section 143(10) of the Act, to the extent applicable to an audit of internal financial controls, both applicable to an audit of Internal Financial Controls and, both issued by the ICAI. Those Standards and Guidance Note require that we comply with ethical requirements and plan and perform the audit to obtain reasonable assurance about whether the internal financial controls over financial reporting with reference to these Ind-AS financial statements were established and maintained and if such controls operated effectively in all material respects.

Our audit involves performing procedures to obtain audit evidence about the adequacy of the internal financial control over financial reporting with reference to these Ind-AS financial statements and their operating effectiveness. Our audit of internal financial controls over financial reporting included obtaining an understanding of internal financial controls over financial reporting, assessing the risk that a material weakness exists, and evaluating the design and operating effectiveness of internal control based on assessed risk. The procedures selected depend on the auditors' judgment, including the assessment of the risk of material misstatement of the financial statements, whether due to fraud or error.

We believe that the audit evidence we have obtained is sufficient and appropriate to provide a basis for our audit opinion on the Company's financial controls over financial reporting with reference to these Ind-AS financial statements.

MEANING OF INTERNAL FINANCIAL CONTROLS OVER FINANCIAL REPORTING

Reporting and the preparation of financial statement for external purposes in accordance with generally accepted accounting principles. A company's internal financial control over financial reporting with reference to these Ind-AS financial statements includes those policies and procedures that:

- a) Pertains to the maintenance of records that, in reasonable detail, accurately and fairly reflect the transactions and dispositions of the assets of the company;

- b) Provide reasonable assurance that transactions are recorded as necessary to permit preparation of financial statements in accordance with generally accepted accounting principles, and the receipts and expenditures of the company are being made only in accordance with the authorization of the management and directors of the company; and
- c) Provide reasonable assurance regarding prevention or timely detection of unauthorized acquisition, use, or disposition of the company's assets that could have a material effect on the financial statements.

INHERENT LIMITATIONS OF INTERNAL FINANCIAL CONTROLS OVER FINANCIAL REPORTING

Because of the inherent limitations of internal financial controls over financial reporting with reference to these Ind-AS financial statements, including the possibility of collusion or improper management, override of controls, material misstatements due to error or fraud may occur and not be detected. Also, projections of any evaluation of the internal financial controls over internal financial reporting with reference to these Ind-AS financial statements to future periods are subject to the risk that the internal financial control over financial reporting with reference to these Ind-AS financial statements may become inadequate because of changes in conditions or that of degree of compliance with the policies or procedures may deteriorate.

OPINION

Subject to matters described in our Basis for qualified opinion and key audit matters paragraph, in our opinion, to the best of our information and according to the explanations given to us, the Company has, in all material respects, an adequate internal financial controls system over financial reporting and such internal financial controls over financial reporting were operating effectively as at 31st March, 2022, based on the internal control over financial reporting criteria established by the Company considering the essential components of internal control stated in the Guidance Note.

For D. S. Shukla & Co.

Chartered Accountants

(Firm Registration No. 000773C)

Lucknow, 11 July 2022

(A. K. Dwivedi)

Partner

Membership No. 078297

UDIN: 22078297AMQLXD6377

ANNEXURE “B”

TO THE INDEPENDENT AUDITORS' REPORT ON THE STANDALONE IND AS FINANCIAL STATEMENTS OF SAHARA ONE MEDIA AND ENTERTAINMENT LIMITED

(Referred to in paragraph 2, under 'Report on Other Legal and Regulatory Requirements' section of our Report of even date)

- i) (ai) The Company has maintained proper records showing full particulars, including quantitative details and situation of its Property, Plant and Equipment.
(aii) The company does not have any intangible assets.
(b) Fixed assets have not been physically verified by the management during the year.
(c) According to the information and explanations given to us and on the basis of our examination of records of the company, the title deeds of immovable properties are held in the name of the company.
(d) The Company has not revalued any of its Property, Plant and Equipment during the year.
(e) No proceedings have been initiated during the year or are pending against the Company as at March 31, 2022 for holding any benami property under the Benami Transactions (Prohibition) Act, 1988 (as amended in 2016) and rules made thereunder.
- (ii) (a) The management has conducted physical verification of inventory at reasonable intervals during the year and no material discrepancies were noticed on such verification.
(b) The Company has not been sanctioned working capital limits in excess of ₹ 5 crore, in aggregate, at any points of time during the year, from banks or financial institutions on the basis of security of current assets and hence reporting under clause 3(ii)(b) of the Order is not applicable.
- (iii) The Company has not made any investments, not provided any guarantee or security and has not granted any loans or advances in nature of loan, secured or unsecured to any companies, firms, Limited Liability Partnerships or any parties, during the year and hence reporting under clause 3(iii)(a to f) of the Order is not applicable.
- (iv) In our opinion and according to the information and explanations given to us, the company has not given any loan or guarantee and security. However, company has complied with the provision of section 186 of the Act in respect to investments made in earlier year in group companies and in a subsidiary company.
- (v) The Company has not accepted any deposit or amounts which are deemed to be deposits. Hence, reporting under clause 3(v) of the Order is not applicable.
- (vi) The maintenance of cost records has not been specified by the Central Government under sub-section (1) of section 148 of the Companies Act, 2013 for the business activities carried out by the Company. Hence, reporting under clause (vi) of the Order is not applicable to the Company.
- (vii) (a) The Company has generally been regular in depositing undisputed statutory dues, including Provident Fund, Employees' State Insurance, Income Tax, Goods and Service Tax, Customs Duty, Cess and other statutory dues applicable to it with the appropriate authorities. However, the following undisputed dues are in arrears as at March 31, 2022 for a period of more than six months from the date they became payable.

Name of the Statute	Nature of Dues	Amount (Rs.'000)
Income tax Department	Tax deducted at source	279.28

- (b) According to the records of the Company, the dues outstanding of income-tax, customs duty, and cess on account of any disputes, are as follows:

Name of the Statute	Nature of Dues	Amount (Rs. '000)	Period to which the amount relates	Forum where dispute is pending
Income tax Act, 1961	Income tax	3,41,393.27	AY 2003-2004 & 2005-06 to 2012-13	Income Tax Appellate Tribunal
Income tax Act, 1961	Tax deducted at source	61,254.85	A.Y 2006-2007 & 2008-09 to 2010-2011	High Court
Income-tax Act, 1961	Tax Deducted at Source	59,432.39	A.Y. 2011-12	Income tax Appellate Tribunal
Income tax Act, 1961	Income tax	19,885.02	A.Y. 2000-2001 & 2001-2002	High Court
Income tax Act, 1961	Income tax	2,55,908.03	AY 2017-18	CIT (Appeal)
Customs Act, 1962	Customs Duty	445.00	2008-2009	Custom Tribunal

- (viii) There were no transactions relating to previously unrecorded income that have been surrendered or disclosed as income during the year in the tax assessments under the Income Tax Act, 1961 (43 of 1961).
- (ix) (a) The Company has not taken any loans or other borrowings from any lender. Hence reporting under clause 3(ix)(a) of the Order is not applicable.
- (b) The Company has not been declared wilful defaulter by any bank or financial institution or government or any government authority.
- (c) The Company has not taken any term loan during the year and there are no outstanding term loans at the beginning of the year and hence, reporting under clause 3(ix)(c) of the Order is not applicable.
- (d) The Company has not raised any funds during the year and hence reporting on clause 3(ix)(d) of the Order is not applicable.
- (e) On an overall examination of the financial statements of the Company, the Company has not taken any funds from any entity or person on account of or to meet the obligations of its subsidiary or associates. The company does not have any joint ventures.
- (f) The Company has not raised any loans during the year and hence reporting on clause 3(ix)(f) of the Order is not applicable.
- (x) (a) The company did not raise any money by way of initial public offer or further public offer (including debt instruments) and terms loans during the year. Accordingly, paragraph 3(x)(a) of the Order is not applicable.
- (b) During the year, the Company has not made any preferential allotment or private placement of shares or convertible debentures (fully or partly or optionally) and hence reporting under clause 3(x)(b) of the Order is not applicable.
- (xi) (a) No fraud by the Company and no fraud on the Company has been noticed or reported during the year.
- (b) No report under sub-section (12) of section 143 of the Companies Act has been filed in Form ADT-4 as prescribed under rule 13 of Companies (Audit and Auditors) Rules, 2014 with the Central Government, during the year and up to the date of this report.
- (c) The company has not received any whistle blower complaints during the year (and up to the date of this report).
- xii) The Company is not a Nidhi Company and hence reporting under clause (xii) of the Order is not applicable.

- (xiii) According to information and explanations given to us and based on our examination of the records of the Company, transactions with related parties are in compliance with section 177 and 188 of the Act where applicable and details of such transactions have been disclosed in the financial statements as required by the applicable accounting standards.
- (xiv) (a) In our opinion the Company has an adequate internal audit system commensurate with the size and the nature of its business.
- (b) We have considered the internal audit reports for the year under audit, issued to the Company during the year and till date, in determining the nature, timing and extent of our audit procedures.
- (xv) In our opinion, during the year the Company has not entered into any non-cash transactions with its Directors or persons connected with its directors and hence provisions of section 192 of the Companies Act, 2013 are not applicable to the Company.
- (xvi) (a) In our opinion, the Company is not required to be registered under section 45-IA of the Reserve Bank of India Act, 1934. Hence, reporting under clause 3(xvi)(a), (b) and (c) of the Order is not applicable.
- (b) In our opinion, there is no core investment company within the Group (as defined in the Core Investment Companies (Reserve Bank) Directions, 2016) and accordingly reporting under clause 3(xvi)(d) of the Order is not applicable.
- (xvii) The Company has incurred cash losses of Rupees 11488.54 Thousand during the financial year covered by our audit and Rupees 12497.51 Thousand in the immediately preceding financial year.
- (xviii) There has been no resignation of the statutory auditors of the Company during the year.
- (xix) On the basis of the financial ratios, ageing and expected dates of realisation of financial assets and payment of financial liabilities, other information accompanying the financial statements and our knowledge of the Board of Directors and Management plans and based on our examination of the evidence supporting the assumptions, we are of the opinion that material uncertainty exists as on the date of the audit report indicating that Company is not capable of meeting its liabilities existing at the date of balance sheet as and when they fall due within a period of one year from the balance sheet date.
- (xx) The Corporate Social Responsibility provisions are presently not applicable to the company as company does not have net worth of Rupees Five Hundred Crores or more, the turnover of the company during the year as well as immediate preceding year is below one thousand Crores and company has incurred loss during the year and is continuously incurring losses since last several years. Hence, reporting under clause 3(xx) (a) and (b) of the Order is not applicable.
- (xxi) According to the information and explanations given to us and based on the reports issued by the auditors of the respective subsidiary included in the consolidated financial statements of the Company, to which reporting on matters specified in paragraph 3 and 4 of the Order is applicable, provided to us by the Management of the Company, we have identified following adverse remarks made by the auditor in their report on matters specified in paragraphs 3 and 4 of the Order.

Sr. No.	Name	CIN	Nature of relation	Clause number of the CARO report which is adverse
1.	Sahara Sanchaar Limited	U74140WB1997PLC112293	Subsidiary company	Clause (i)(b), (vii)(a) and (xvii)

For D. S. Shukla & Co.

Chartered Accountants

(Firm Registration No. 000773C)

Lucknow, 11 July 2022

(A. K. Dwivedi)

Partner

Membership No. 078297

UDIN: 22078297AMQLXD6377

1. Corporate information

Sahara One Media and Entertainment Limited is a public company domiciled in India and incorporated under the provisions of the Companies Act, 1956. The company is a television content provider and also produces and distributes films.

2. Basis of preparation and presentation

The financial statements have been prepared on the historical cost basis except for following assets and liabilities which have been measured at fair value amount:

- i) Certain financial assets and liabilities,
- ii) Defined benefit plans - plan assets and

The financial statements of the Company have been prepared to comply with the Indian Accounting standards ('Ind AS'), including the rules notified under the relevant provisions of the Companies Act, 2013.

Company's financial statements are presented in Indian Rupees ('000), which is also its functional currency.

2.1 Summary of significant accounting policies

a) Statement of compliance

The financial statements have been prepared in accordance with the Indian Accounting Standards (referred to as "Ind AS") prescribed under section 133 of the Companies Act, 2013 read with Companies (Indian Accounting Standards) Rules, as amended from time to time.

b) Use of estimates and critical accounting judgements

In the preparation of financial statements, the company makes judgements, estimates and assumptions about the carrying values of assets and liabilities that are not readily apparent from other sources. The estimates and associated assumptions are based on historical experience and other factors that are considered to be relevant. Actual results may differ from these estimates.

Estimates and underlying assumptions are reviewed on an ongoing basis. Revisions to accounting estimates are recognised in the period in which the estimate is revised and future periods affected.

Key source of estimation of uncertainty at the date of financial statements, which may cause material adjustment to the carrying amounts of assets and liabilities within the next financial year, is in respect of impairment, useful lives of property, plant and equipment and intangible assets, valuation of deferred tax assets, provisions and contingent liabilities and fair value measurements of financial instruments as discussed below. Key source of estimation of uncertainty in respect of revenue recognition and employee benefits have been discussed in the respective policies.

c) Property, plant and equipment

Property, plant and equipment are stated at cost, net of recoverable taxes, trade discount and rebates less accumulated depreciation and impairment losses, if any. Such cost includes purchase price, borrowing cost and any cost directly attributable to bringing the assets to its working condition for its intended use, net charges on foreign exchange contracts and adjustments arising from exchange rate variations attributable to the assets.

Subsequent costs are included in the asset's carrying amount or recognised as a separate asset, as appropriate, only when it is probable that future economic benefits associated with the item will flow to the entity and the cost can be measured reliably.

Expenses incurred relating to project, net of income earned during the project development stage prior to its intended use, are considered as pre - operative expenses and disclosed under Capital Work - in - Progress.

Depreciation on property, plant and equipment is provided using straight line method. Depreciation is provided based on useful life of the assets as prescribed in Schedule II to the Companies Act.

The residual values, useful lives and methods of depreciation of property, plant and equipment are reviewed at each financial year end and adjusted prospectively, if appropriate.

Gains or losses arising from de-recognition / disposal of a property, plant and equipment are measured as the difference between the net disposal proceeds and the carrying amount of the asset and are recognised in the Statement of Profit and Loss when the asset is de-recognised / disposed.

d) Leases

Leases are classified as finance leases whenever the terms of the lease, transfers substantially all the risks and rewards of ownership to the lessee. All other leases are classified as operating leases.

Leased Assets held under finance leases are initially recognised as assets of the Company at their fair value at the inception of the lease or, if lower, at the present value of the minimum lease payments. The corresponding liability to the lessor is included in the balance sheet as a finance lease obligation.

Lease payments are apportioned between finance expenses and reduction of the lease obligation so as to achieve a constant rate of interest on the remaining balance of the liability. Finance expenses are recognised immediately in Statement of Profit and Loss, unless they are directly attributable to qualifying assets, in which case they are capitalized. Contingent rentals are recognised as expenses in the periods in which they are incurred.

A leased asset is depreciated over the useful life of the asset. However, if there is no reasonable certainty that the Company will obtain ownership by the end of the lease term, the asset is depreciated over the shorter of the estimated useful life of the asset and the lease term.

Operating lease payments are recognised as an expense in the Statement of Profit and Loss on a straight-line basis over the lease term except where another systematic basis is more representative of time pattern in which economic benefits from the leased assets are consumed.

e) Intangible assets

Intangible Assets are stated at cost of acquisition net of recoverable taxes, trade discount and rebates less accumulated amortization/depletion and impairment loss, if any. Such cost includes purchase price, borrowing costs, and any cost directly attributable to bringing the asset to its working condition for the intended use, net charges on foreign exchange contracts and adjustments arising from exchange rate variations attributable to the intangible assets.

Subsequent costs are included in the asset's carrying amount or recognised as a separate asset, as appropriate, only when it is probable that future economic benefits associated with the item will flow to the entity and the cost can be measured reliably.

Gains or losses arising from derecognition of an intangible asset are measured as the difference between the net disposal proceeds and the carrying amount of the asset and are recognised in the Statement of Profit and Loss when the asset is derecognized.

f) Finance cost

Borrowing costs include exchange differences arising from foreign currency borrowings to the extent they are regarded as an adjustment to the interest cost. Borrowing costs that are directly attributable to the acquisition or construction of qualifying assets are capitalized as part of the cost of such assets. A qualifying asset is one that necessarily takes substantial period of time to get ready for its intended use.

Interest income earned on the temporary investment of specific borrowings pending their expenditure on qualifying assets is deducted from the borrowing costs eligible for capitalization.

All other borrowing costs are charged to the Statement of Profit and Loss for the period for which they are incurred.

g) Inventories

Items of inventories are measured at lower of cost and net realisable value after providing for obsolescence, if any. Cost of inventories comprises of cost of purchase, cost of conversion and other costs

including manufacturing overheads net of recoverable taxes incurred in bringing them to their respective present location and condition.

h) Impairment of non-financial assets - property, plant and equipment and intangible assets

The Company assesses at each reporting date as to whether there is any indication that any property, plant and equipment and intangible assets or group of assets, called cash generating units (CGU) may be impaired. If any such indication exists the recoverable amount of an asset or CGU is estimated to determine the extent of impairment, if any. When it is not possible to estimate the recoverable amount of an individual asset, the Company estimates the recoverable amount of the CGU to which the asset belongs.

An impairment loss is recognised in the Statement of Profit and Loss to the extent, asset's carrying amount exceeds its recoverable amount. The recoverable amount is higher of an asset's fair value less cost of disposal and value in use. Value in use is based on the estimated future cash flows, discounted to their present value using pre-tax discount rate that reflects current market assessments of the time value of money and risk specific to the assets.

The impairment loss recognised in prior accounting period is reversed if there has been a change in the estimate of recoverable amount.

i) Provisions

Provisions are recognised when the Company has a present obligation (legal or constructive) as a result of a past event, it is probable that an outflow of resources embodying economic benefits will be required to settle the obligation and a reliable estimate can be made of the amount of the obligation.

If the effect of the time value of money is material, provisions are discounted using a current pre-tax rate that reflects, when appropriate, the risks specific to the liability. When discounting is used, the increase in the provision due to the passage of time is recognised as a finance cost.

j) Employee Benefits Expense

Short Term Employee Benefits

The undiscounted amount of short-term employee benefits expected to be paid in exchange for the services rendered by employees are recognised as an expense during the period when the employees render the services.

Post-Employment Benefits

Defined Contribution Plans

A defined contribution plan is a post-employment benefit plan under which the Company pays specified contributions to a separate entity. The Company makes specified monthly contributions towards Provident Fund, Superannuation Fund and Pension Scheme. The Company's contribution is recognised as an expense in the Statement of Profit and Loss during the period in which the employee renders the related service.

Defined Benefit Plans

The Company pays gratuity to the employees whoever has completed five years of service with the Company at the time of resignation/superannuation. The gratuity is paid @15 days salary for every completed year of service as per the Payment of Gratuity Act 1972.

The Company is not contributing amount towards gratuity liability to the any approved gratuity fund formed exclusively for gratuity payment to the employees, after dissolution of Sahara Group gratuity fund trust. The gratuity liability is currently unfunded.

The liability in respect of gratuity and other post-employment benefits is calculated using the Projected Unit Credit Method and spread over the period during which the benefit is expected to be derived from employees' services.

Re-measurement of defined benefit plans in respect of post-employment are charged to the Other Comprehensive Income.

k) Tax Expenses

The tax expense for the period comprises current and deferred tax. Tax is recognised in Statement of Profit and Loss, except to the extent that it relates to items recognised in the comprehensive income or in equity. In which case, the tax is also recognised in other comprehensive income or equity.

- Current tax

Current tax assets and liabilities are measured at the amount expected to be recovered from or paid to the taxation authorities, based on tax rates and laws that are enacted or substantively enacted at the Balance sheet date.

- Deferred tax

Deferred tax is recognised on temporary differences between the carrying amounts of assets and liabilities in the financial statements and the corresponding tax bases used in the computation of taxable profit.

Deferred tax liabilities and assets are measured at the tax rates that are expected to apply in the period in which the liability is settled or the asset realised, based on tax rates (and tax laws) that have been enacted or substantively enacted by the end of the reporting period. The carrying amount of Deferred tax liabilities and assets are reviewed at the end of each reporting period.

l) Foreign currencies transactions and translation

Transactions in foreign currencies are recorded at the exchange rate prevailing on the date of transaction. Monetary assets and liabilities denominated in foreign currencies are translated at the functional currency closing rates of exchange at the reporting date.

Exchange differences arising on settlement or translation of monetary items are recognised in Statement of Profit and Loss except to the extent of exchange differences which are regarded as an adjustment to interest costs on foreign currency borrowings that are directly attributable to the acquisition or construction of qualifying assets, are capitalized as cost of assets.

Non-monetary items that are measured in terms of historical cost in a foreign currency are recorded using the exchange rates at the date of the transaction. Non-monetary items measured at fair value in a foreign currency are translated using the exchange rates at the date when the fair value was measured. The gain or loss arising on translation of non-monetary items measured at fair value is treated in line with the recognition of the gain or loss on the change in fair value of the item (i.e., translation differences on items whose fair value gain or loss is recognised in OCI or Statement of Profit and Loss are also recognised in OCI or Statement of Profit and Loss, respectively).

m) Revenue recognition

Revenue from sale of goods/services is recognised when the significant risks and rewards of ownership have been transferred to the buyer, recovery of the consideration is probable, the associated cost can be estimated reliably, there is no continuing effective control or managerial involvement with the goods, and the amount of revenue can be measured reliably.

Revenue from rendering of services is recognised when the performance of agreed contractual task has been completed.

Revenue from sale of goods is measured at the fair value of the consideration received or receivable, taking into account contractually defined terms of payment and excluding taxes or duties collected on behalf of the government.

Revenue from operations includes sale of goods, services, service tax, excise duty and adjusted for discounts (net), and gain/ loss on corresponding hedge contracts.

Interest income

Interest income from a financial asset is recognised using effective interest rate method.

Dividends

Revenue is recognised when the Company's right to receive the payment has been established.

n) Financial instruments

i) Financial Assets

A. Initial recognition and measurement

All financial assets and liabilities are initially recognized at fair value. Transaction costs that are directly attributable to the acquisition or issue of financial assets and financial liabilities, which are not at fair value through profit or loss, are adjusted to the fair value on initial recognition. Purchase and sale of financial assets are recognised using trade date accounting.

B. Subsequent measurement

a) Financial assets carried at amortised cost (AC)

A financial asset is measured at amortised cost if it is held within a business model whose objective is to hold the asset in order to collect contractual cash flows and the contractual terms of the financial asset give rise on specified dates to cash flows that are solely payments of principal and interest on the principal amount outstanding.

b) Financial assets at fair value through other comprehensive income (FVTOCI)

A financial asset is measured at FVTOCI if it is held within a business model whose objective is achieved by both collecting contractual cash flows and selling financial assets and the contractual terms of the financial asset give rise on specified dates to cash flows that are solely payments of principal and interest on the principal amount outstanding.

c) Financial assets at fair value through profit or loss (FVTPL)

A financial asset which is not classified in any of the above categories are measured at FVTPL.

C. Investment in subsidiaries

The Company has accounted for its investments in subsidiaries.

D. Other Equity Investments

All other equity investments are measured at fair value, with value changes recognised in Statement of Profit and Loss, except for those equity investments for which the Company has elected to present the value changes in 'Other Comprehensive Income'.

Non-monetary items that are measured in terms of historical cost in a foreign currency are recorded using the exchange rates at the date of the transaction. Non-monetary items measured at fair value in a foreign currency are translated using the exchange rates at the date when the fair value was measured. The gain or loss arising on translation of non-monetary items measured at fair value is treated in line with the recognition of the gain or loss on the change in fair value of the item (i.e., translation differences on items whose fair value gain or loss is recognised in OCI or Statement of Profit and Loss are also recognised in OCI or Statement of Profit and Loss, respectively).

E. Impairment of financial assets

In accordance with Ind AS 109, the Company uses 'Expected Credit Loss' (ECL) model, for evaluating impairment of financial assets other than those measured at fair value through profit and loss (FVTPL).

Expected credit losses are measured through a loss allowance at an amount equal to:

The 12-months expected credit losses (expected credit losses that result from those default events on the financial instrument that are possible within 12 months after the reporting date); or

Full lifetime expected credit losses (expected credit losses that result from all possible default events over the life of the financial instrument)

For trade receivables Company applies 'simplified approach' which requires expected lifetime losses to be recognised from initial recognition of the receivables. The Company uses historical default rates to determine impairment loss on the portfolio of trade receivables. At every reporting date these historical default rate are reviewed and changes in the forward looking estimates are analyzed.

For other assets, the Company uses 12-month ECL to provide for impairment loss where there is no significant increase in credit risk. If there is significant increase in credit risk full lifetime ECL is used.

ii) Financial liabilities

A. Initial recognition and measurement

All financial liabilities are recognized at fair value and in case of loans, net of directly attributable cost. Fees of recurring nature are directly recognised in the Statement of Profit and Loss as finance cost.

B. Subsequent measurement

Financial liabilities are carried at amortized cost using the effective interest method. For trade and other payables maturing within one year from the balance sheet date, the carrying amounts approximate fair value due to the short maturity of these instrument.

o) Segmental Reporting Policies

Revenue and expenses are identified to segments on the basis of their relationship to the operating activities of the segments. Revenue and expenses, which relate to the enterprise as a whole and are not allocable to segments on a reasonable basis, are included under the head "Other".

p) Earnings Per Share

Basic earnings per share are calculated by dividing the net profit or loss for the period attributable to equity by the weighted average number of equity shares outstanding during the period.

For the purpose of calculating diluted earnings per share, the net profit or loss for the period attributable to equity shareholders and the weighted average number of shares outstanding during the period are adjusted for the effects of all dilutive potential equity shares.

q) Contingent liabilities

A contingent liability is a possible obligation that arises from past events whose existence will be confirmed by the occurrence or non-occurrence of one or more uncertain future events beyond the control of the company or a present obligation that is not recognized because it is not probable that an outflow of resources will be required to settle the obligation. A contingent liability also arises in extremely rare cases where there is a liability that cannot be recognized because it cannot be measured reliably. The company does not recognize a contingent liability but discloses its existence in the financial statements.

r) Cash and Cash equivalents

Cash and cash equivalents in the cash flow statement comprise cash at bank and in hand and short-term investments with an original maturity of three months or less.

s) Exceptions to retrospective application of other Ind AS

i) Estimates

An entity's estimates in accordance with Ind AS at the date of transition to Ind AS shall be consistent with estimates made for the same date in accordance with Previous GAAP (after adjustments to reflect any difference in accounting policies), unless there is objective evidence that those estimates were in error. The company has not made any changes to estimates made in accordance with Previous GAAP.

ii) Ind AS 109- Financial Instruments (Classification and measurement of financial asset)

Classification and measurement of financial assets shall be made on the basis of facts and circumstances that exist at the date of transition to Ind AS.

iii) Deemed cost for Property, Plant & Equipment (PPE):

Company has availed exemption under para D7AA of the Appendix D to Ind-AS 101 Which permits as first-time adopter to continue with the carrying values for its PPE as at date of transition to Ind-AS measured as per previous GAAP.

iv) The Company has elected to measure investment in subsidiaries at cost.

Balance sheet as at 31 March 2022

	Notes	31 March 2022 Rs. (000)	31 March 2021 Rs. (000)
ASSETS			
(1) Non-current assets			
(a) Property, plant and equipment	3	2,037.26	2,021.70
(b) Financial assets			
(i) Investments	4	10,35,592.39	10,35,260.49
(ii) Other financial assets	5	494.95	1,224.16
(c) Non-current tax assets (net)	6	40,944.33	40,924.33
Total non-current assets		10,79,068.93	10,79,430.69
(2) Current assets			
(a) Inventories	7	994.93	994.93
(b) Financial assets			
(i) Other financial assets	5	1,107.88	1,106.45
(ii) Trade receivables	8	7,977.00	24,771.99
(iii) Cash and cash equivalents	9	7,822.08	18,087.38
(c) Other current assets	10	11,84,498.76	11,85,492.67
Total current assets		12,02,400.65	12,30,453.43
TOTAL ASSETS		22,81,469.58	23,09,884.11
EQUITY AND LIABILITIES			
Equity			
(a) Equity share capital	11	2,15,250.00	2,15,250.00
(b) Other equity		16,08,416.29	
Total equity		18,23,666.29	18,51,322.60
Liabilities			
(1) Non-current liabilities			
(a) Net employee defined benefit liabilities	13	4,816.95	4,811.92
Total non-current liabilities		4,816.95	4,811.92
(2) Current liabilities			
(a) Financial liabilities			
(i) Trade payables			
Due to micro and small enterprises	14	-	-
Due to creditors other than micro and small enterprises	14	4,32,684.52	4,33,638.92
(ii) Other payables	15	19,355.01	19,250.50
(b) Provisions	13	946.81	860.18
Total current liabilities		4,52,986.34	4,53,749.60
Total liabilities		4,57,803.29	4,58,561.51
TOTAL EQUITY AND LIABILITIES		22,81,469.58	23,09,884.11

The accompanying notes are an integral part of the financial statements.

As per our report of even date

For and on behalf of the Board of Directors of Sahara One Media and Entertainment Limited

For **D.S. Shukla & Co.**
Firm Registration No. 000773C
Chartered Accountants

A. K. Srivastava
Director
DIN- 02323304

Rana Zia
Whole Time Director
DIN - 07083262

A.K. Dwivedi
Partner
Membership No.78297
Lucknow: July 11, 2022

P. C. Tripathy
Chief Financial Officer

Shivani Singh Yadav
Company Secretary

Statement of profit and loss for the year ended 31 March 2022

	Notes	31 March 2022 Rs. (000)	31 March 2021 Rs. (000)
Revenue			
Revenue from operations	16	1,000.00	-
Other income	17	326.22	207.88
Total income		1,326.22	207.88
Expenses			
(Increase)/ decrease in inventories	18	-	-
Employee benefits expense	19	3,834.49	3,497.28
Depreciation and amortization expense	3	50.44	108.11
Finance costs	20	994.66	190.46
Other expenses	21	24,947.29	59,191.20
Total expenses		28,947.29	62,987.05
Profit/(loss) before tax		(27,621.07)	(62,779.17)
Tax expenses			
Current tax		-	-
Deferred tax		-	-
Total tax expense		-	-
Net profit/(loss) for the year		(27,321.07)	(62,779.17)
Other comprehensive income			
Items that will not be reclassified to Statement of Profit and Loss			
Re-measurement gains (losses) on defined benefit plans		52.43	125.16
Gain (loss) on equity instruments		331.90	(444.08)
Other comprehensive income for the year		384.34	(294.82)
Total comprehensive income for the year		(27,236.73)	(63,073.99)
Earnings per equity share			
Basic and diluted earning per share	22	1.28)	(2.92)

The accompanying notes are an integral part of the financial statements.

As per our report of even date

For and on behalf of the Board of Directors of Sahara One Media and Entertainment Limited

For **D.S. Shukla & Co.**
Firm Registration No. 000773C
Chartered Accountants

A. K. Srivastava
Director
DIN- 02323304

Rana Zia
Whole Time Director
DIN - 07083262

A.K. Dwivedi
Partner
Membership No.78297
Lucknow: July 11, 2022

P. C. Tripathy
Chief Financial Officer

Shivani Singh Yadav
Company Secretary

Cash flow statement for the year ended March 31, 2022

	31 March 2022 Rs. (000)	31 March 2021 Rs. Rs. (000)
Cash flow from operating activities		
Net profit before tax	(27,621.07)	(62,779.17)
Non-cash adjustment to reconcile profit before tax to net cash flows		
Depreciation	50.44	108.11
Provision for doubtful debts	16,294.99	50,302.28
Provision for doubtful advances	111.88	-
Bad debts / advances written off	-	35.57
Credit balances written back	(290.75)	(150.12)
Prior period expenses	(419.57)	-
Interest received	(35.47)	(14.19)
Operating profit before working capital changes	(11,909.54)	(12,792.33)
Movements in working capital :		
Increase/ (decrease) in trade payables	(663.66)	71.28
Increase/ (decrease) in Provisions	144.10	5.64
Increase/ (decrease) in Other payables	104.51	280.72
Decrease / (increase) in Other non-current financial assets	729.21	(496.16)
Decrease / (increase) in trade receivables	500.00	-
Decrease / (increase) in other current assets	882.03	17,984.65
Decrease / (increase) in Other current financial assets	(1.42)	(377.83)
Cash generated from /(used in) operations	(10,214.77)	4,970.78
Direct taxes paid (net of refunds)	(20.00)	-
Net cash flow from/ (used in) operating activities (A)	(10,234.77)	4,970.78
Cash flows from investing activities		
Disposal of fixed assets	-	623.42
Purchase of fixed assets	(66.00)	(103.53)
Purchase of non-current investment	(0.00)	-
Net cash flow from/ (used in) investing activities (B)	(66.00)	519.89
Cash flows from financing activities		
Interest Income	35.47	14.19
Interest paid	-	-
Net cash flow from/ (used in) in financing activities (C)	35.47	14.19
Net increase in cash and cash equivalents (A + B + C)	(10,265.30)	5,504.86
Cash and cash equivalents at the beginning of the year	18,087.38	12,582.52
Cash and cash equivalents at the end of the year	7,822.08	18,087.38
Components of cash and cash equivalents		
Cash on hand	473.52	502.31
With banks -		
on current account	7,348.56	17,585.07
Total cash and cash equivalents	7,822.08	18,087.38

As per our report of even date

For and on behalf of the Board of Directors of Sahara One Media and Entertainment Limited

For **D.S. Shukla & Co.**
Firm Registration No. 000773C
Chartered Accountants

A. K. Srivastava
Director
DIN- 02323304

Rana Zia
Whole Time Director
DIN - 07083262

A.K. Dwivedi
Partner
Membership No.78297
Lucknow: July 11, 2022

P. C. Tripathy
Chief Financial Officer

Shivani Singh Yadav
Company Secretary

Sahara One Media and Entertainment Limited
Statement for change in equity for the year ended 31 March 2022

	Equity share capital	Share premium	Retained earnings	Other Comprehensive income	Total Rs. ('000)
Balance as at 31 March 2020	215,250.00	2,084,850.00	(386,483.32)	779.91	1,914,396.59
Profit for the year			(62,779.17)		(62,779.17)
Other comprehensive income for the year (net of tax)				(294.82)	(294.82)
Balance as at 31 March 2021	215,250.00	2,084,850.00	(449,262.49)	485.09	1,851,322.60
Prior period item adjustment			(419.57)		(419.57)
Profit for the year			(27,621.07)		(27,621.07)
Other comprehensive income for the year (net of tax)				384.34	384.34
Balance as at 31 March 2022	215,250.00	2,084,850.00	(477,303.13)	869.43	1,823,666.29

As per our report of even date

For and on behalf of the Board of Directors of Sahara One Media and Entertainment Limited

For **D.S. Shukla & Co.**
Firm Registration No. 000773C
Chartered Accountants

A. K. Srivastava
Director
DIN- 02323304

Rana Zia
Whole Time Director
DIN - 07083262

A.K. Dwivedi
Partner
Membership No.78297
Lucknow: July 11, 2022

P. C. Tripathy
Chief Financial Officer

Shivani Singh Yadav
Company Secretary

3. Property, plant and equipment

(a) Tangible assets

Rs. ('000)

	Buildings	Plant and equipment	Office equipment	Shooting equipment	Computers	Furniture and fixtures	Vehicles	Total
Cost or valuation								
At 1 April 2020	2,087.78	1,007.55	-	630.50	4,934.96	1,642.02	9,294.16	19,596.96
Additions	-	53.50	50.03	-	-	-	-	103.53
Disposals	-	964.15	-	630.50	4,892.50	1,642.02	-	8,129.17
At 31 March 2021	2,087.78	96.90	50.03	-	42.45	-	9,294.16	11,571.33
Additions	-	66.00	-	-	-	-	-	66.00
Disposals	-	-	-	-	-	-	-	-
At 31 March 2022	2,087.78	162.90	50.03	-	42.45	-	9,294.16	11,637.33
Depreciation								
At 1 April 2020	598.43	667.60	-	598.98	4,648.58	1,560.00	8,873.69	16,836.29
Charge for the year	32.82	56.51	5.34	-	13.44	-	-	108.11
Disposals	-	698.90	-	598.98	4,647.88	1,560.00	-	7,505.75
At 31 March 2021	631.25	25.21	5.34	-	14.14	-	8,873.69	9,549.63
Charge for the year	32.82	3.81	0.38	-	13.44	-	-	50.44
Disposals	-	-	-	-	-	-	-	-
At 31 March 2022	664.07	29.01	5.71	-	27.59	-	8,873.69	9,600.07
Net Block								
At 31 March 2021	1,456.53	71.69	44.70	-	28.31	-	420.47	2,021.70
At 31 March 2022	1,423.71	133.89	44.32	-	14.87	-	420.47	2,037.26

(b) Intangible assets

The company does not have any intangible assets

4. Financial assets

Investments measured at cost in subsidiary company

Unquoted equity instruments

24,043,478 (31 March 2021: 6,000,000) shares of Rs. 10 each fully paid-up in Sahara Sanchar Limited

Investments measured at fair value through other comprehensive income

Unquoted equity instruments

1,108,280 (31 March 2021: 1,108,280) shares of Rs. 10 each fully

paid - up in Sahara India Life Insurance Company Limited* 3,750 (31 March 2021: 3,750) shares of

Rs. 10 each fully paid-up in Sahara Care Limited*

Total investments

Current

Non-Current

31 March 2022
Rs. (000)

1,018,539.99

17,010.56

41.85

1,035,592.39

-

1,035,592.39

1,035,592.39

-

-

1,035,592.39

31 March 2021
Rs. (000)

1,018,539.99

16,694.20

26.30

1,035,260.49

-

1,035,260.49

1,035,260.49

Aggregate book value of quoted investments

Aggregate market value of quoted investments

Aggregate book value of unquoted investments

*As per order of Hon'ble Supreme Court of India dated 21-11-2013, SEBI has attached/freeze the above Non-current investments.

5. Other financial assets

Unsecured, considered good
Security deposit
Fixed deposit with bank*

31 March 2022
Rs. (000)

494.95
1,107.88
1,602.83

31 March 2021
Rs. (000)

1,224.16
1,106.45
5,405.01

Current
Non-Current

1,107.88
494.95
1,602.83

4,180.85
1,224.16
5,405.01

*As per order of Hon'ble Supreme Court of India dated 21-11-2013, SEBI has attached/freeze the above Deposits.

6. Non-current tax assets

Advance income-tax (net of provision for taxation)

31 March 2022
Rs. (000)

40,924.33
40,924.33

31 March 2021
Rs. (000)

40,924.33
40,924.33

7. Inventories

Inventories
- Films rights
Total inventories at the lower of cost and net realisable value

31 March 2022
Rs. (000)

994.93
994.93

31 March 2021
Rs. (000)

994.93
994.93

8. Trade receivables (current)

Trade receivables
Unsecured, considered good
Doubtful

31 March 2022
Rs. (000)

7,977.00
2,78,006.35
2,85,983.35

31 March 2021
Rs. (000)

24,771.99
2,61,711.36
2,86,483.35

Allowance for bad and doubtful debts

(2,78,006.35)

(261,711.36)

7,977.00

24,771.99

With related parties
with others

-
2,85,983.35
2,85,983.35

-
2,86,483.35
2,86,483.35

Trade receivables Ageing Schedule

As at 31 March 2022

Particulars	Current but not due	Outstanding for following periods from due date of payment					Rs. ('000) Total
		< 6 months	6 month-1 years	1-2 years	2-3 years	> 3 years	
Undisputed trade receivables – considered good	-	-	-	-	-	7,977.00	7,977.00
Undisputed trade receivables – considered doubtful	-	-	-	-	-	2,78,006.35	2,78,006.35
Disputed trade receivables – considered good	-	-	-	-	-	-	-
Disputed trade receivables – considered doubtful	-	-	-	-	-	-	-
	-	-	-	-	-	2,85,983.35	2,85,983.35

As at 31 March 2021

Particulars	Current but not due	Outstanding for following periods from due date of payment					Rs. ('000) Total
		< 6 months	6 month-1 years	1-2 years	2-3 years	> 3 years	
Undisputed trade receivables – considered good	-	500.00	-	-	-	24,271.99	24,771.99
Undisputed trade receivables – considered doubtful	-	-	-	-	-	2,61,711.36	2,61,711.36
Disputed trade receivables – considered good	-	-	-	-	-	-	-
Disputed trade receivables – considered doubtful	-	-	-	-	-	-	-
	-	500.00	-	-	-	2,85,983.35	2,86,483.35

9. Cash and cash equivalents

	31 March 2022 Rs. (000)	31 March 2021 Rs. (000)
Cash on hand	473.52	502.31
Balance with banks		
- On current accounts	7,348.56	17,585.07
	7,822.08	18,087.38

10. Other current assets

	31 March 2022 Rs. (000)	31 March 2021 Rs. (000)
Prepaid expenses	-	699.47
Balances with government authorities (GST, service tax etc)	2,94,896.11	2,94,097.05
Amount transferred to sahara-sebi account*	6,94,027.88	6,94,027.88
Advance to parties	867.01	1,93,593.86
Doubtful	1,681.32	2,14,908.83
	1,93,026.44	4,08,502.70
Allowance for doubtful advances	2,15,020.71	(2,14,908.83)
	4,10,595.48	4,11,577.09
	2,15,020.71	(2,14,908.83)
	1,95,574.77	1,96,668.26
	11,84,498.76	11,85,492.67

*Hon'ble Supreme Court vide it's order dated 4th June, 2014 has directed to defreeze the Fixed Deposit account of the company subject to condition that total proceeds would be transferred to special account opened by the SEBI. Accordingly, the company has transferred an amount of Rs 694,027,883 to Sahara-SEBI Refund account. (refer note 29 for details)

11. Share capital

(a) Authorised equity share capital

Equity shares of INR 10 each issued and fully paid

	No.	Amount Rs. (000)
At 1 April 2020	2,15,25,000	2,15,250.00
Increase/(decrease) during the year	-	-
At 31 March 2021	2,15,25,000	2,15,250.00
Increase/(decrease) during the year	-	-
At 31 March 2022	2,15,25,000	2,15,250.00

(b) Terms/ rights attached to equity shares

The Company has only one class of equity shares having par value of Rs.10 per share. Each holder of equity shares is entitled to one vote per share.

During the year ended 31 March 2022, the amount of per share dividend recognized as distributions to equity shareholders was Nil (31 March 2021: Nil).

In the event of liquidation of the Company, the holders of equity shares will be entitled to receive remaining assets of the Company, after distribution of all preferential amounts. The distribution will be in proportion to the number of equity shares held by the shareholders.

(c) Issued equity capital

Equity shares of INR 10 each issued and fully paid

	2,15,25,000	2,15,250.00
At 1 April 2020	2,15,25,000	2,15,250.00
Increase/(decrease) during the year	-	-
At 31 March 2021	2,15,25,000	2,15,250.00
Increase/(decrease) during the year	-	-
At 31 March 2022	2,15,25,000	2,15,250.00

(d) Details of shareholders holding more than 5% shares in the company

Name of the shareholder	No. / % holding	No. / % holding
Equity shares of Rs.10 each fully paid		
Shri Subrata Roy Sahara	5200000 / 24.16	5200000 / 24.16
Sahara India Financial Corporation Limited	3076912 / 14.29	3076912 / 14.29
Sahara Prime City Limited	3261790 / 15.15	3261790 / 15.15
Bennett Coleman & Co. Limited	1100000 / 5.11	1100000 / 5.11

As per records of the company, including its register of shareholders/ members and other declarations received from shareholders regarding beneficial interest, the above shareholding represents both legal and beneficial ownerships of shares.

(e) Details of shares held by promoters

Name of the shareholder	No. / % holding	No. / % holding
Equity shares of Rs.10 each fully paid		
Shri Subrata Roy Sahara	5200000 / 24.16	5200000 / 24.16
Smt Swapna Roy	350000 / 1.63	350000 / 1.63
Shri O.P. Srivastava	1000000 / 4.65	1000000 / 4.65
Shri J.B.Roy	1000000 / 4.65	1000000 / 4.65
Shri Ishtiaque Ahmad	825000 / 3.83	825000 / 3.83
Sahara India Commercial Corporation Limited	1238500 / 5.75	1238500 / 5.75
Sain Processing and Weaving Mills Pvt Ltd	189500 / 0.88	189500 / 0.88
Sahara India Financial Corporation Limited	3076912 / 14.29	3076912 / 14.29
Sahara Prime City Limited	3261790 / 15.15	3261790 / 15.15

12. Other equity

	Share premium	Retained earnings	Other Comprehensive Income	Total Rs. ('000)
Balance as at 31 March 2020	20,84,850.00	(3,86,483.32)	779.91	16,99,146.59
Profit for the year		(62,779.17)		(62,779.17)
Other comprehensive income for the year (net of tax)			(294.82)	(294.82)
Balance as at 31 March 2021	20,84,850.00	(4,49,262.49)	485.09	16,36,072.60
Prior period item adjustment		(419.57)		(419.57)
Profit for the year	-	(27,621.07)		(27,621.07)
Other comprehensive income for the year (net of tax)			384.34	384.34
Balance as at 31 March 2022	20,84,850.00	(4,77,303.13)	869.43	16,08,416.29

13. Net employee defined benefit liabilities

	31 March 2022 Rs. (000)	31 March 2021 Rs. (000)
Provision for employee benefits		
Provision for gratuity	1,381.90	1,293.40
Provision for leave benefits	109.63	106.46
Provision for gratuity of transferred employees	2,993.00	2,993.00
Provision for leave benefits of transferred employees	1,279.23	1,279.23
	5,763.77	5,672.10
Current	946.81	860.18
Non-Current	4,816.95	4,811.92
	5,763.77	5,672.10

14. Trade payables

Due to micro and small enterprises
Due to others

31 March 2022
Rs. (000)

31 March 2021
Rs. (000)

-	-
4,32,684.52	4,33,638.92
4,32,684.52	4,33,638.92

Particulars	Not due	Outstanding for following periods from due date of payment				31 March 2022
		< 1 year	1-2 years	2-3 years	> 3 years	Total
MSME	-	-	-	-	-	-
Others	-	2,843.88	548.91	246.75	4,29,044.98	4,32,684.52
Disputed dues-MSME	-	-	-	-	-	-
Disputed dues-Other	-	-	-	-	-	-
	-	2,843.88	548.91	246.75	4,29,044.98	4,32,684.52

Particulars	Not due	Outstanding for following periods from due date of payment				31 March 2022
		< 1 year	1-2 years	2-3 years	> 3 years	Total
MSME	-	-	-	-	-	-
Others	-	3,243.66	1,349.53	5.75	4,29,039.98	4,33,638.92
Disputed dues-MSME	-	-	-	-	-	-
Disputed dues-Other	-	-	-	-	-	-
	-	3,243.66	1,349.53	5.75	4,29,039.98	4,33,638.92

15. Other payables

Advance from customers
Others
TDS payable
Expenses payable

31 March 2022
Rs. (000)

31 March 2021
Rs. (000)

3,166.09	3,166.09
425.43	423.99
15,763.49	15,660.42
19,355.01	19,250.50

16. Revenue from operations

Television revenue
Motion picture revenue

31 March 2022
Rs. (000)

31 March 2021
Rs. (000)

1,000.00	-
-	-
1,000.00	-

17. Other income

Notional interest income on security deposits
Interest income on fixed deposits with bank
Credit balances written back

31 March 2022
Rs. (000)

31 March 2021
Rs. (000)

34.04	14.19
1.42	43.58
290.75	150.12
326.22	207.88

18. (Increase)/ decrease in inventories

Inventories at the end of the year

	31 March 2022 Rs. (000)	31 March 2021 Rs. (000)	(Increase)/ decrease Rs. (000)
Films	994.93	994.93	-
Television programmes	-	-	-
	994.93	994.93	-
Inventories at the beginning of the year			
Films	994.93	994.93	-
Television programmes	-	-	-
	994.93	994.93	-

19. Employee benefits expense

Salaries, wages and bonus
Contribution to provident and other funds
Staff welfare expenses

	31 March 2022 Rs. (000)	31 March 2021 Rs. (000)
Salaries, wages and bonus	3,583.08	3,225.05
Contribution to provident and other funds	241.75	232.62
Staff welfare expenses	9.66	39.61
	3,834.49	3,497.28

20. Finance costs

Interest on TDS

	31 March 2022 Rs. (000)	31 March 2021 Rs. (000)
Interest on TDS	994.66	190.46
	994.66	190.46

21. Other expenses

Power and fuel
Rent
Rates and taxes
Insurance
Repairs and maintenance - others
Advertising and sales promotion
Syndication expenses
Travelling and conveyance
Freight charges
Printing and stationery
Meeting and conference
Communication costs
Legal and professional fees
Directors' sitting fees
Payment to auditor (Refer details below)
Provision for doubtful debts
Provision for doubtful advances
Bad debts / advances written off
Bank charges
Miscellaneous expenses

	31 March 2022 Rs. (000)	31 March 2021 Rs. (000)
Power and fuel	-	2.78
Rent	1,243.26	1,488.02
Rates and taxes	412.50	370.80
Insurance	700.12	489.18
Repairs and maintenance - others	271.93	228.23
Advertising and sales promotion	414.78	343.50
Syndication expenses	654.00	
Travelling and conveyance	265.52	211.53
Freight charges	-	0.50
Printing and stationery	50.48	86.68
Meeting and conference	10.53	3.47
Communication costs	31.01	20.02
Legal and professional fees	1,702.55	2,984.22
Directors' sitting fees	560.00	760.00
Payment to auditor (Refer details below)	500.00	500.00
Provision for doubtful debts	16,294.99	50,302.28
Provision for doubtful advances	111.88	-
Bad debts / advances written off	-	35.57
Bank charges	0.07	1.49
Miscellaneous expenses	844.08	1,362.91
	24,067.70	59,191.20

Payment to auditor

As auditor:
Audit fee
Limited Review
Auditors expenses (including GST of earlier years)

	31 March 2022 Rs. (000)	31 March 2021 Rs. (000)
As auditor:		
Audit fee	200.00	200.00
Limited Review	300.00	300.00
Auditors expenses (including GST of earlier years)	-	-
	500.00	500.00

22. Earnings per share (EPS)

The following reflects the profit and share data used in the basic and diluted EPS computations:

	31 March 2022 Rs. (000)	31 March 2021 Rs. (000)
Net profit/ (loss) for calculation of basic & diluted EPS	(27,621.07)	(62,779.17)
Weighted average number of equity shares in calculating basic & diluted EPS [nominal value of share Rs. 10 (31 March 2021: Rs. 10)]	21,525	21,525
Earnings per share (basic & diluted)	(1.28)	(2.92)

23. Gratuity and other post-employment benefit plans:

The Company has a defined benefit gratuity plan. Every employee who has completed five years or more of service gets a gratuity on departure at 15 days salary (last drawn salary) for each completed year of service.

The following tables summarize the components of net benefit expense recognized in the statement of profit and loss and amounts recognized in the balance sheet for the respective plans. The liability is not funded.

Statement of profit and loss

Net employee benefit expense recognized in the employee cost

	Gratuity		Leave Encashment	
	31 March 2022 Rs. ('000)	31 March 2021 Rs. ('000)	31 March 2022 Rs. ('000)	31 March 2021 Rs. ('000)
Current service cost	47.51	45.71	-	-
Interest cost on benefit obligation	89.25	84.08	7.35	12.70
Defined benefit cost included in P & L	136.76	129.80	7.35	12.70
Re-measurements - due to financial assumptions	(5.60)	2.85	(0.68)	0.37
Re-measurements - due to experience adjustments	(42.66)	40.40	(3.49)	(87.97)
Total re-measurements in OCI	(48.26)	(37.55)	(4.17)	(87.60)
Total defined benefit cost recognized in P&L and OCI	88.50	92.24	3.17	74.91

Current and non-current liability and asset

	Gratuity		Leave Encashment	
	31 March 2022 Rs. ('000)	31 March 2021 Rs. ('000)	31 March 2022 Rs. ('000)	31 March 2021 Rs. ('000)
Non-current assets	-	-	-	-
Current liabilities	857.81	812.20	52.95	51.35
Non current liabilities	524.08	481.20	56.68	55.11
Non current liabilities **	2,993.00	2,993.00	1279.23	1279.23

**The above liability pertains to continuing employees and liability of Rs. ('000) 2993.00 towards gratuity and Rs. ('000) 1279.23 towards leave encashment pertaining to transferred employees has been shown in note 13 under caption "provision for gratuity of transferred employees".

Changes in the present value of the defined benefit obligation are as follows:

	Gratuity		Leave Encashment	
	31 March 2022 Rs. ('000)	31 March 2021 Rs. ('000)	31 March 2022 Rs. ('000)	31 March 2021 Rs. ('000)
Opening defined benefit obligation	1293.40	1201.15	106.46	181.37
Current service cost	47.51	45.72	-	-
Interest cost	89.24	84.08	7.35	12.70
Re-measurements - due to financial assumptions	(5.60)	2.85	(0.68)	0.37
Re-measurements - due to experience adjustments	(42.66)	(40.40)	(3.49)	(87.97)
Closing defined benefit obligation	1381.89	1293.40	109.63	106.46

Changes in the fair value of plan assets are as follows:

	Gratuity		Leave Encashment	
	31 March 2022 Rs. ('000)	31 March 2021 Rs. ('000)	31 March 2022 Rs. ('000)	31 March 2021 Rs. ('000)
Opening fair value of plan assets	-	-	-	-
Expected return on plan assets	-	-	-	-
Contributions by employer	-	-	-	-
Benefits paid	-	-	-	-
Actuarial Gain on plan assets	-	-	-	-
Closing fair value of plan assets	-	-	-	-

The Best Estimate Contribution for the Company during the next year would be for gratuity Rs. ('000) 1002.78 and for leave encashment Rs. ('000) 60.74

The principal assumptions used in determining gratuity obligations for the company's plans are shown below:

	Gratuity		Leave Encashment	
	31 March 2022 Rs. ('000)	31 March 2021 Rs. ('000)	31 March 2022 Rs. ('000)	31 March 2021 Rs. ('000)
Discount rate per annum compound (per annum)	7.10%	6.90%	7.10%	6.90%
Salary growth rate (per annum)	6.00%	6.00%	6.00%	6.00%
Expected rate of return on assets (per annum)	NA	NA	NA	NA

The estimates of future salary increase, considered in actuarial valuation, take account of inflation, seniority, promotion and other relevant factors, such as supply and demand in the employment market.

Discontinuance Liability

Amount payable upon discontinuance of all employment is for gratuity Rs. ('000) 1375.83 and for leave encashment Rs. ('000) 111.75

24. Leases

Operating lease: company as lessee

The Company has entered into operating cancellable lease agreements for its office premises/ Go down for a period of 3-5 years. There are no clauses relating to renewal / escalation. There are no subleases. The lease rental charged during the year is as follows:

	31 March 2022 Rs. ('000)	31 March 2021 Rs. ('000)
Lease payments recognized in statement of profit and loss account for the year	1,243.26	1,488.02
	1,243.26	1,488.02

25. Segmental Information:

Business Segments:

The Company operating businesses are organized and managed separately according to the nature of services provided, with each segment representing a strategic business unit that serves different markets. The Company principal business is sale of television programmes and motion pictures production and distribution.

	Continuing Operations				Consolidated	
	Television		Motion Pictures		Total	
	2022 Rs. ('000)	2021 Rs. ('000)	2022 Rs. ('000)	2021 Rs. ('000)	2022 Rs. ('000)	2021 Rs. ('000)
REVENUE						
External sales	1,000.00	-	-	-	1,000.00	-
Other income	-	-	-	-	-	-
Inter-segment sales	-	-	-	-	-	-
Total revenue	1,000.00	-	-	-	1,000.00	-
RESULT						
Segment result	(15,948.99)	(50,302.28)	(111.88)	-	(16,060.87)	(50,302.28)
Unallocated expenses					(10,891.76)	(12,569.21)
Operating profit/ (loss)					(26,952.63)	(62,871.49)
Finance costs					(994.66)	(190.46)
Other income including finance income					326.22	282.78
Exceptional Items					-	-
Profit before tax					(27,621.07)	(62,779.17)
Income taxes					-	-
Net profit					(27,621.07)	(62,779.17)
Other comprehensive income for the year					384.34	(294.82)
Total comprehensive income for the year					(27,236.73)	(63,073.99)
Segment assets	6,877.55	23,284.43	1,93,635.41	1,93,635.41	2,00,512.96	2,16,919.84
Unallocated corporate assets					20,80,956.61	20,92,964.27
Total assets					22,81,469.58	23,09,884.11
Segment liabilities	4,16,711.52	4,16,711.52	13,350.42	13,350.42	4,30,061.94	4,30,061.94
Unallocated corporate liabilities					27,741.35	28,499.57
Total liabilities					4,57,803.29	4,58,561.51
Other segment information						
Capital expenditures : Tangible assets					66.00	103.53
Depreciation	-	-	-	-	50.44	108.11
Other non-cash expenses	-	-	-	-	16,406.87	50,337.86

Geographical Segments – The Company operates in one geographical segment, i.e. India.

26. Related party disclosures

Related parties with whom transactions have taken place during the year

Related parties where control exists irrespective of whether transactions have occurred or not :- Major shareholders having control over the company	Shri Subrata Roy Sahara Shri Joy Broto Roy Smt Swapna Roy
Enterprises owned or significantly influenced by major shareholders, key management personnel or their relatives	Aamby Valley Ltd. Sahara Global Mastercraft Ltd. Sahara Hospitality Ltd. Sahara India Commercial Corporation Ltd. Sahara India Mass Communication, partnership firm Sahara India Tourism Development Corporation Ltd. Sahara India, partnership firm Sahara Infrastructure & Housing Ltd. Sahara Universal Mining Corporation Ltd. Sahara Sanchar Ltd. Sahara India Financial Corporation Limited Master Chemical
Key Management Personnel	Smt. Rana Zia, Wholetime Director Shri A K Srivastava, Director Shri P C Tripathy, Chief Finance Officer Ms. Shivani Singh Yadav, Company Secretary

Related party transactions

The following table provides the total amount of transactions that have been entered into with related parties for the relevant financial year:

A. Transaction during the year

		31 March 2022 Rs (000)	31 March 2021 Rs (000)
Sahara India Commercial Corporation Ltd.	Amount paid on our behalf	(730.86)	(832.86)
Sahara India Commercial Corporation Ltd.	Advance transferred/ paid	1649.71	1840.07
Sahara India Commercial Corporation Ltd.	Amount received	(1237.52)	(1600.00)
Sahara Hospitality Ltd.	Expenses recovered	51.54	143.42
Sahara Hospitality Ltd.	Other expenses	25.88	-
Sahara India Financial Corporation Ltd.	Other expenses	1200.00	500.00
Sahara India Financial Corporation Ltd.	Security Deposit	-	500.00
Sahara Sanchaar Ltd.	Amount paid	-	81.00
Master Chemical	Amount paid	-	14.91
Sahara Universal Mining Corporation Ltd.	Advance transferred	-	(526.02)
Sahara India	Advance transferred	-	138.14
Sahara India	Amount paid on our behalf	(236.76)	(99.83)

B. Security Deposit

	31 March 2022 Rs. (000)	31 March 2021 Rs. (000)
Sahara India Financial Corp. Ltd	500.00	500.00

C. Loans and advances

	31 March 2022 Rs. (000)	31 March 2021 Rs. (000)
Aamby Valley Ltd.	8.03	8.03
Sahara Hospitality Ltd.	173.27	146.82
Sahara Global Mastercraft Ltd.	2.40	2.40
Sahara India Tourism Development Corporation Ltd.	20.28	20.28
Master Chemical	14.91	14.91
Sahara Sanchaar Ltd.	81.00	81.00
Sahara India Financial Corp. Ltd.	567.12	837.12

D. Trade payables

	31 March 2022 Rs. (000)	31 March 2021 Rs. (000)
Sahara Infrastructure & Housing Ltd.	1,957.57	1,957.57
Sahara India	547.73	310.97
Sahara India Commercial Corporation Ltd.	1095.00	776.33
Sahara India Mass Communication	357.18	357.18
Sahara Universal Mining Corporation Ltd.	526.02	526.02

E. Remuneration to key managerial personnel (including director sitting fees)

	31 March 2022 Rs. (000)	31 March 2021 Rs. (000)
Smt. Rana Zia	1326.26	1197.13
Shri A K Srivastava	160.00	160.00
Shri P. C. Tripathy	1196.64	940.58
Ms. Shivani Singh Yadav	424.58	637.17

The remuneration to the key managerial personnel does not include the provisions made for gratuity and leave benefits, as they are determined on an actuarial basis for the Company as a whole.

27. Capital and other commitments

Estimated amount of contracts remaining to be executed on capital account and not provided for, are Rs. Nil (31 March 2021: Rs. Nil)

28. Contingent liabilities

	31 March 2022 Rs. (000)	31 March 2021 Rs. (000)
a) Income Tax in respect of Assessment Years 2000-01 to 2017-18 in respect of which the Company has gone on appeal. Based on judicial pronouncements, the Company's claim is likely to be accepted by the appellate authorities.	737,873.56	737,873.56
b) Custom case pending at appellate authorities in respect of financial year 2008-09.	445.00	445.00

The Company is contesting the demands and the management, including its tax advisors, believe that its position will likely be upheld in the appellate process. No tax expense has been accrued in the financial statements for the tax demand raised. The management believes that the ultimate outcome of this proceeding will not have a material adverse effect on the company's financial position and results of operations.

In the Opinion of the Board of Directors, any of the assets other than fixed assets and non-current investments are approximately of the value stated if realized in the ordinary course of the business. The provisions for all known liabilities have adequately been made and are not in excess of the amounts reasonably necessary. There is no contingent liability other than those stated above.

29. In the matter of dispute in respect of repayment of Optionally Fully Convertible Debentures (OFCDs) by two group companies, namely M/s Sahara India Real Corporation Limited & Sahara Housing Investment Corporation Limited, the Hon'ble Supreme Court of India vide its order dated 21-11-2013 had directed that Sahara Group of Companies shall not part with movable and immovable properties and accordingly Security and Exchange Board of India (SEBI) has seized the company's fixed deposit and Non-current investment. Subsequent to this, Hon'ble Supreme Court vide its order dated 4th June, 2014 has directed to defreeze the fixed deposit account of the company subject to condition that total proceeds would be transferred to special account opened by the SEBI. Accordingly, the company has transferred an amount of Rs. ('000) 694,027.88 to Sahara-SEBI refund account. However, the company's management strongly believes that the money deposited is recoverable and will be received back along with interest, as the amount in Sahara - SEBI refund account is in the shape of fixed deposit. However, the company has not accrued any interest on this amount.

30. Unhedged foreign currency exposure

Particulars of unhedged foreign currency exposure as at the reporting date

Particulars	Amount
Advance from customers	USD 41,203 (31 March 2021: USD 41,203) Rs. ('000) 2,578.93 (31 March 2021: Rs. ('000) 2,578.93)

31. Details of dues to micro and small enterprises as defined under the Micro, Small and Medium Enterprises (MSMED) Act, 2006

As per the information available with the Company, no amounts are due to Micro, Small and Medium Enterprises as per MSMED Act, 2006 as at 31 March 2021. (31 March 2021: Nil)

32. Deferred tax assets on accumulated losses have not been recognised as there is no virtual certainty of sufficient taxable income in future.

33. a) Expenditure in foreign currency (accrual basis) - Nil

b) Earnings in foreign currency (accrual basis)

34. Fair Value Measurements

'Fair value' is the price that would be received to sell an asset or paid to transfer a liability in an orderly transaction between market participants at the measurement date in the principal or, in its absence, the most advantageous market to which the Company has access at that date. The fair value of a liability reflects its non-performance risk. The best evidence of the fair value of a financial instrument on initial recognition is normally the transaction price - i.e. the fair value of the consideration given or received.

Classification of financial assets and liabilities

	31 March 2022			31 March 2021		
	FVPL	FVOCI	Amortised cost	FVPL	FVOCI	Amortised cost
Non-current financial assets						
Investments	-	-	10,35,592.39	-	-	10,35,260.49
Other financial assets	-	-	494.95	-	-	1,224.16
Current financial assets						
Investments	-	-	-	-	-	-
Other financial assets	-	-	1,107.88	-	-	1,106.45
Trade receivables	-	-	7,977.00	-	-	24,771.99
Cash and cash equivalents	-	-	7,822.08	-	-	18,087.38
Total Financial Asset	-	-	10,83,524.87	-	-	10,83,524.87
Non current financial liabilities						
Net employee defined benefit liabilities	-	4,816.95	-	-	4,811.92	-
Current Financial Liabilities						
Trade payables	-	-	4,32,684.52	-	-	4,33,638.92
Other payables	-	-	19,355.01	-	-	19,250.50
Net employee defined benefit liabilities	-	946.81	-	-	860.18	-
Total Financial Liabilities	-	5,672.10	4,52,889.42	-	5,672.10	4,52,889.42

i) Fair Value hierarchy of financial assets and liabilities

This section explains the judgements and estimates made in determining the fair value of the financial instruments that are (a) recognised and measured fair value and (b) measured at amortised cost and for which fair values are disclosed in the financial statements. To provide an indication about the reliability of the inputs used in determining fair value, the company has classified its financial instruments into the three levels prescribed under the accounting standard. An explanation of each level follows underneath the table.

Financial assets and liabilities measured at fair value- recurring fair value measurement March 31, 2022	Level 1	Level 2	Level 3	Total
Non-current Financial assets				
Investments	-	-	10,35,260.49	10,35,260.49
Total financial assets	-	-	10,35,260.49	10,35,260.49

Financial assets and liabilities measured at amortised cost for which fair values are disclosed at March 31, 2022	Level 1	Level 2	Level 3	Total
Non-current financial assets				
Other financial assets	-	-	1,224.16	1,224.16
Total financial assets	-	-	1,224.16	1,224.16

Financial assets and liabilities measured at fair value- recurring fair value measurement March 31, 2021	Level 1	Level 2	Level 3	Total
Non-current Financial assets				
Investments	-	-	10,35,260.49	10,35,260.49
Total financial assets	-	-	10,35,260.49	10,35,260.49

Financial assets and liabilities measured at amortised cost for which fair values are disclosed at March 31, 2021	Level 1	Level 2	Level 3	Total
Non-current financial assets				
Other financial assets	-	-	1,224.16	1,224.16
Total financial assets	-	-	1,224.16	1,224.16

The carrying value of current trade receivables, cash and cash equivalents, current loans, trade payables and other financial assets and liabilities are considered to be the same as their fair values due to their short-term nature. The fair value of financial instruments as referred to in note above have been classified into three categories depending on the inputs used in valuation technique. The hierarchy gives highest priority to quoted prices in active market for identical assets or liabilities (Level 1 measurement) and lowest priority to unobservable inputs (Level 3 measurement).

The categories used are as follows:

Level-1 Hierarchy includes financial instruments measured using quoted price.

Level-2 The fair value of financial instruments that are not traded in an active market is determined using valuation technique which maximise the use of observable market data and rely as little as possible on entity-specific estimates. If all significant inputs required to fair value an instrument are observable, the instrument is included in Level-2.

Level -3 If one or more of the significant inputs is not based on observable market data, the instrument is included in level 3.

ii) Valuation technique used to determine fair value

Specific valuation technique used to value financial instruments include:

- 1) The mutual funds are valued using closing NAV available in the market.
- 2) Valuation technique and key input of Equity Shares – unquoted (Fair value hierarchy-3): Net asset value based on latest financial statements of the company.

35. Financial Risk Management

Risk management framework

The Company's activities expose it to a variety of financial risks, including market risk, credit risk and liquidity risk. The Company's primary risk management focus is to minimize potential adverse effects of market risk on its financial performance. The Company's risk management assessment and policies and processes are established to identify and analyse the risks faced by the Company, to set appropriate risk limits and controls, and to monitor such risks and compliance with the same. Risk assessment and management policies and processes are reviewed regularly to reflect changes in market conditions and the Company's activities. The Board of Directors and the management is responsible for overseeing the Company's risk assessment and management policies and processes.

(A) Credit Risk

Credit risk arises when a counterparty defaults on its contractual obligations to pay resulting in financial loss to the Company. The Company deals with creditworthy counterparties as a means of mitigating the risk of financial loss from defaults. The Company uses publicly available financial information and its own trading records to rate its major customers. The Company's exposure and credit ratings of its counterparties are regularly monitored and the aggregate value of transactions concluded is spread amongst counterparties.

i) Credit Risk Management –

Financial instruments and cash deposits

The Company maintains exposure in cash and cash equivalents, term deposits with banks and investments in mutual funds. The credit worthiness of such banks and financial institutions is evaluated by the management on an ongoing basis and is considered to be good. As a practice, the company only invests with high rated banks/ institutions. The Company's maximum exposure to credit risk as at March 31, 2021 and March 31, 2020 is the carrying value of each class of financial assets as disclosed in note 5 and note 9.

Security deposits given to lessors

The Company has given security deposit to lessors for premises leased by it as at March 31, 2021 and March 31, 2020. The credit worthiness of such lessors is evaluated by the management on an ongoing basis and is considered to be good.

Trade receivables

Trade receivables are typically unsecured and are derived from revenue earned from customers. Credit risk has been managed by the Company through credit approvals, establishing credit limits and continuously monitoring the creditworthiness of customers to which the Company grants credit terms in the normal course of business. Exposures to customers outstanding at the end of each reporting period are reviewed by the Company to determine incurred and expected credit losses. Historical trends of impairment of trade receivables do not reflect any significant credit losses. Given that the macroeconomic indicators affecting customers of the Company have not undergone any substantial change, the Company expects the historical trend of minimal credit losses to continue.

(B) Liquidity Risk

Liquidity risk is the risk that the Company will not be able to meet its financial obligations as they become due. The responsibility for liquidity risk management rests with the Board of directors, which has an appropriate liquidity risk management framework for the management of the Company's short-, medium- and long-term funding and liquidity management requirements. The Company manages liquidity risk by maintaining adequate reserves, banking facilities by regularly monitoring forecast and actual cash flows.

(C) Market Risk

Market risk is the risk that the fair value or future cash flows of a financial instrument will fluctuate because of changes in market prices. Market risk comprises three types of risk: currency risk, interest rate risk and other price risk such as equity price risk. The objective of market risk management is to manage and control market risk exposures within acceptable parameters, while optimising the return.

Foreign currency risk exposure: The Company does not have any exposure to foreign currency risk as at March 31, 2021 (Previous year Nil).

Interest rate risk The Company does not have any borrowings and is thus not exposed to interest rate risk as at March 31, 2021 (Previous year Nil).

Price risk The Company's exposure to investments arises from investment held by the company in mutual funds and classified in the balance sheet as fair value through profit or loss. Investments in equity shares of subsidiaries are held for strategic purpose and are not trading in nature.

36. Financial Risk Management

Ratio	Numerator	Denominator	31 March 2022	31 March 2021	% change	Reason for variance
Current ratio	Current Assets	Current Liabilities	2.65	2.71	-2.12%	-
Debt- Equity Ratio	Total Debt	Shareholder's Equity	NA	NA	NA	
Debt Service Coverage ratio	Earnings for debt service = Net profit after taxes + Non- cash operating expenses	Debt service = Interest & Lease Payments + Principal Repayments	NA	NA	NA	
Return on Equity ratio	Net Profits after taxes – Preference Dividend	Average Shareholder's Equity	-0.13	-0.29	-56.82%	Reduction in other expenses due to less Provision for doubtful debts by Rs 3400.73 Lakhs
Inventory Turnover ratio	Cost of goods sold	Average Inventory	NA	NA	NA	-
Trade Receivable Turnover Ratio	Net credit sales = Gross credit sales - sales return	Average Trade Receivable	0.02	-	NA	-
Trade Payable Turnover Ratio	Net credit purchases = Gross credit purchases - purchase return	Average Trade Payables	NA	NA	NA	-
Net Capital Turnover Ratio	Net sales = Total sales - sales return	Working capital = Current assets – Current liabilities	0.00	-	NA	-
Net Profit ratio	Net Profit	Net sales = Total sales - sales return	-27.24	-	NA	-
Return on Capital Employed	Earnings before interest and taxes	Capital Employed = Tangible Net Worth + Total Debt + Deferred Tax Liability	-0.01	-0.03	-56.81%	Reduction in other expenses due to less Provision for doubtful debts by Rs 3400.73 Lakhs
Return on Investment	Interest (Finance Income)	Investment	NA	NA	NA	-

37. Other Statutory Information

- (i) The Company do not have any Benami property, where any proceeding has been initiated or pending against the Company for holding any Benami property.
- (ii) Title deed of immovable properties are held in the name of the company.
- (iii) The company has not undertaken any revaluation of its property, plants or equipment during the year. Thus, no disclosure requirement is there under this clause.
- (iv) The company is not a wilful defaulter as company has not taken any loan from any bank or financial institutions or any other lender.
- (v) The company is not covered under section 135 of Companies Act. Thus, no disclosure requirements are there under this clause.
- (vi) The Company have following transactions with companies struck off under section 248 of the Companies Act, 2013 or section 560 of Companies Act, 1956

Name of struck off Company	Nature of transactions with struck-off Company	Balance outstanding	Relationship with the Struck off company, if any, to be disclosed
Maximum Entertainment Pvt Ltd	Payables	3,93,93,187	
Frontline Trade Private Ltd	Receivables	2,41,27,950	
Filidian Impex (India) Pvt Ltd.	Receivables	1,37,95,000	

- (vii) The Company do not have any charges or satisfaction which is yet to be registered with ROC beyond the statutory period,
- (viii) The Company have not traded or invested in Crypto currency or Virtual Currency during the financial year.
- (ix) The Company have not advanced or loaned or invested funds to any other person(s) or entity(ies), including foreign entities (Intermediaries) with the understanding that the Intermediary shall:
 - (a) directly or indirectly lend or invest in other persons or entities identified in any manner whatsoever by or on behalf of the company (Ultimate Beneficiaries) or
 - (b) provide any guarantee, security or the like to or on behalf of the Ultimate Beneficiaries
- (x) The Company have not received any fund from any person(s) or entity(ies), including foreign entities (Funding Party) with the understanding (whether recorded in writing or otherwise) that the Company shall:
 - (a) directly or indirectly lend or invest in other persons or entities identified in any manner whatsoever by or on behalf of the Funding Party (Ultimate Beneficiaries) or
 - (b) provide any guarantee, security or the like on behalf of the Ultimate Beneficiaries,
- (xi) The Company does have not any such transaction which is not recorded in the books of accounts that has been surrendered or disclosed as income during the year in the tax assessments under the Income Tax Act, 1961 (such as, search or survey or any other relevant provisions of the Income Tax Act, 1961).

38. Previous year's figures have been regrouped where necessary to conform to this year's classification.

As per our report of even date

For and on behalf of the Board of Directors of
Sahara One Media and Entertainment Limited

For **D.S. Shukla & Co.**
Firm Registration No. 000773C
Chartered Accountants

A. K. Srivastava
Director
DIN- 02323304

Rana Zia
Whole Time Director
DIN - 07083262

A.K. Dwivedi
Partner
Membership No. 078297
Lucknow: July 11, 2022

P. C. Tripathy
Chief Financial Officer

Shivani Singh Yadav
Company Secretary

INDEPENDENT AUDITOR'S REPORT
TO THE MEMBERS OF SAHARA ONE MEDIA AND ENTERTAINMENT LIMITED
Report on the audit of Consolidated Financial Statement

Qualified Opinion

We have audited the accompanying consolidated financial statements of Sahara One Media And Entertainment Limited ("the Company") and its subsidiary (the Company and its subsidiary together referred to as "the Group"), which comprise the Consolidated Balance Sheet as at March 31, 2022, the Consolidated Statement of Profit and Loss (including Other Comprehensive Income), the Consolidated Statement of Changes in Equity and the Consolidated Statement of Cash Flows for the year ended on that date, and a summary of the significant accounting policies and other explanatory information (hereinafter referred to as "the consolidated financial statements").

In our opinion and to the best of our information and according to the explanations given to us, subject to the matters referred to in the Basis for Qualified Opinion section of our report, the aforesaid consolidated financial statements give the information required by the Companies Act, 2013 (the "Act") in the manner so required and give a true and fair view in conformity with Indian Accounting Standards prescribed under section 133 of the Act read with the Companies (Indian Accounting Standards) Rules, 2015, as amended ("Ind AS") and other accounting principles generally accepted in India, of the consolidated state of affairs of the Group as at March 31, 2022, the consolidated Loss, consolidated total comprehensive income, consolidated changes in equity and its consolidated cash flows for the year ended on that date.

Basis for Qualified Opinion

- a) Reference is invited to Note 30 to the consolidated financial statements regarding deposit of Rupees 694,027.88 Thousand to Sahara-SEBI Refund account in the matter of dispute in respect of repayment of Optionally Fully Convertible Debentures (OFCDs) by two group companies, namely M/s Sahara India Real Corporation Limited & Sahara Housing Investment Corporation Limited with Security and Exchange Board of India (SEBI). The Honourable Supreme Court of India vide its order dated 21-11-2013 had directed that Sahara Group of Companies shall not part with movable and immovable properties and accordingly 'SEBI' has seized the company's Fixed Deposit and Non-Current Investment. Subsequent to this, Hon'ble Supreme Court vide its order dated 4th June, 2014 has directed to defreeze the Fixed Deposit account of the company subject to condition that total proceeds would be transferred to special account opened by the 'SEBI'. However, the matter is pending at Honourable Supreme Court of India; we are unable to comment on the consequential impact, if any, of the same on the financial statement of the company.
- b) The group has prepared financial statements on a going concern basis, notwithstanding the fact that the major customer of the company has terminated the program purchase agreement which was main source of income of the Company, the company does not have sufficient fund to pay its creditors, recovery from debtors is pending since long, advances given for movie production has stuck with the parties as company is unable to invest further fund and revenue from operation has reached to negligible level. These events cast significant doubt on the ability of the Company to continue as a going concern. The financial statements do not adequately disclose these matters.

Further, due to certain non-compliance of regulation 33 of the SEBI (Listing Obligations and Disclosure Requirements) Regulations, 2015, the Securities and Exchange Board of India (SEBI) has initiated penal actions as per circular no. SEBI/HO/CFD/CMD/CIR/P/2020/12 dated January 22, 2020 (SEBI SOP Circular) and has levied fine of Rupees 542800/- which may increase further if non-compliance continued, the trading of the shares of the company has been suspended and in further action the SEBI may freeze Demat account of Promoters..
- c) Attention is invited to long pending content advances of Rupees 1,91,600 Thousand given to producers/film houses/actors for acquisition/development Film content/rights. There is substantial delay in completion of the projects. Company's ability to materialise content advances into the film rights for exploitation is dependent on its funding the balance commitment agreed

under the contracts. In view of the above, we are unable to comment on the recoverability of content advance or its materialization into film rights and its consequential impact on the financials for the period.

- d) Attention is invited to the overdue trade receivables of Rupees 7977 Thousand (Net of Provisions). In view of significant delays in collections, we are unable to comment on the recoverability of this overdue trade receivable and its consequential impact on the financials for the period.
- e) The bank balance confirmation of bank accounts having book balance of Rupees 234.32 Thousand as on 31-03-2022 could not be obtained as these accounts are in dormant status. Had balance confirmations been received, there may have been additional adjustments required to the financial result which are not determinable, at this stage.
- f) The online channel of the company is fully operational on Youtube.com but company has not received any revenue for the year due to non-compliance of certain formalities. No details regarding accrued revenue are available therefore impact on financials of the company is not ascertainable. The management of the company has explained that company is taking appropriate action and matter will be settled soon.
- g) The auditor of subsidiary company has reported that company has not recognised income of lease rental as company is not able to issue any invoice because of cancellation of GST registration by the department due to non-payment of GST Liability. As per agreement with the lessor total revenue accrued to the company for the financial year 2021-22 was Rupees 42,363.48 Thousand.
- h) The auditor of subsidiary company has reported that The company has prepared its financial statement on going concern basis notwithstanding the fact that registration of the company under Goods and Service Tax (GST) has been cancelled by the concerned Department, realisation from group company debtors pending since several years and due to fund crisis the company is not able to pay its statutory and other liabilities. These events cast significant doubt on the ability of the Company to continue as a going concern. The financial statements do not adequately disclose these matters.
- i) The auditor of subsidiary company has reported that bank balance confirmation of bank accounts having book balance of Rupees 296.02 Thousand as on 31-03-2022 could not be obtained as these accounts are in dormant status. Had balance confirmations been received, there may have been additional adjustments required to the financial result which are not determinable, at this stage.

We conducted our audit of the consolidated financial statements in accordance with the Standards on Auditing (SAs) specified under section 143(10) of the Act (SAs). Our responsibilities under those Standards are further described in the Auditor's Responsibilities for the Audit of the Consolidated Financial Statements section of our report. We are independent of the Group in accordance with the Code of Ethics issued by the Institute of Chartered Accountants of India (ICAI) together with the independence requirements that are relevant to our audit of the consolidated financial statements under the provisions of the Act and the Rules made thereunder, and we have fulfilled our other ethical responsibilities in accordance with these requirements and the ICAI's Code of Ethics. We believe that the audit evidence we have obtained is sufficient and appropriate to provide a basis for our qualified audit opinion on the consolidated financial statements.

Emphasis of Matter

- a) The Gratuity Trust in which company was making gratuity contribution was dissolved and Trust has refunded the amount pertains to the company but company has neither created any recognized gratuity fund Trust nor made any other arrangement to deposit this amount to any other recognized Gratuity Fund Trust. Our opinion is not qualified in respect of this matter. The auditor of subsidiary company has also given their emphasis of matter on same issue in subsidiary company. Our opinion is not qualified in respect of this matter.

- b) The bonus liability of Rupees 292.70 Thousand up to Financial Year 2020-21 is lying unpaid as on date. As per section 19 of the Payment of Bonus Act, 1965, the payment of bonus should be made within eight month from the close of the relevant financial year otherwise company would be subjected to penalty under section 28 of the Payment of Bonus Act, 1965. Our opinion is not qualified in respect of this matter.

Key Audit Matters

Key audit matters are those matters that, in our professional judgment, were of most significance in our audit of the consolidated financial statements of the current period. These matters were addressed in the context of our audit of the consolidated financial statements as a whole, and in forming our opinion thereon, and we do not provide a separate opinion on these matters. We have determined the matters described below to be the key audit matters to be communicated in our report.

Key Audit Matters	Auditor's Response
Evaluation of uncertain tax positions The Company has material uncertain tax positions under dispute which involves significant judgment to determine the possible outcome of these disputes. Refer Notes 29 to the consolidated Financial Statements	Obtained details of completed and pending tax assessments and demands up to March 31, 2022 from management. We considered legal precedence and other rulings in evaluating management's position on these uncertain tax positions. We discussed the issue with person responsible to ascertain whether any change was required to management's position on these uncertainties.
Long pending balances of debtors and advances The company is having substantial amount of recoverable balance of from debtors and against advances from several parties which are pending since long.	Obtained details of correspondences and legal notices sent to parties and found that legal notice has been served to a debtor which was unanswered. We discussed the issue with persons responsible for governance and we were explained that Management of the company is taking further legal advice and will act accordingly. In respect to advances for movie project, the Management explained that advances to parties could not be utilised or recovered as movie projects stuck up due to fund crisis. However, management is confident that all advances will be recovered/ utilised in due course. But this statement was not supported by any convincing documentary evidence.

Information Other than the Financial Statements and Auditor's Report Thereon

The Company's Board of Directors is responsible for the preparation of the other information. The other information comprises the information included in the management Reports, but does not include the consolidated financial statements and our auditor's report thereon. But this report is expected to be made available to us after the date of this auditor's report.

Our opinion on the consolidated financial statements does not cover the other information and we do not express any form of assurance conclusion thereon.

In connection with our audit of the consolidated financial statements, our responsibility is to read the other information identified above when it becomes available and, in doing so, consider whether the other information is materially inconsistent with the financial statements or our knowledge obtained in the audit, or otherwise appears to be materially misstated.

When we read the Management report, if we conclude that there is a material misstatement therein, we are required to communicate the matter to those charged with governance.

Management's Responsibility for the Consolidated Financial Statements

The Company's Board of Directors is responsible for the matters stated in section 134(5) of the Act with respect to preparation of these consolidated financial statements that give a true and fair view of the consolidated financial position, consolidated financial performance, consolidated total comprehensive income, consolidated changes in equity and consolidated cash flows of the Group in accordance with the

Ind AS and other accounting principles generally accepted in India. The respective Board of Directors of the companies included in the Group are responsible for maintenance of the adequate accounting records in accordance with the provisions of the Act for safeguarding the assets of the Group and for preventing and detecting frauds and other irregularities; selection and application of appropriate accounting policies; making judgments and estimates that are reasonable and prudent; and design, implementation and maintenance of adequate internal financial controls, that were operating effectively for ensuring the accuracy and completeness of the accounting records, relevant to the preparation and presentation of the consolidated financial statements that give a true and fair view and are free from material misstatement, whether due to fraud or error.

In preparing the consolidated financial statements, the respective Board of Directors of the companies included in the Group are responsible for assessing the Group's ability to continue as a going concern, disclosing, as applicable, matters related to going concern and using the going concern basis of accounting unless management either intends to liquidate the Group or to cease operations, or has no realistic alternative but to do so.

The respective Board of Directors of the companies included in the Group are also responsible for overseeing the financial reporting process of the Group.

Auditor's Responsibilities for the Audit of the Consolidated Financial Statements

Our objectives are to obtain reasonable assurance about whether the consolidated financial statements as a whole are free from material misstatement, whether due to fraud or error, and to issue an auditor's report that includes our opinion. Reasonable assurance is a high level of assurance, but is not a guarantee that an audit conducted in accordance with SAs will always detect a material misstatement when it exists. Misstatements can arise from fraud or error and are considered material if, individually or in the aggregate, they could reasonably be expected to influence the economic decisions of users taken on the basis of these consolidated financial statements.

As part of an audit in accordance with SAs, we exercise professional judgment and maintain professional skepticism throughout the audit. We also:

- Identify and assess the risks of material misstatement of the consolidated financial statements, whether due to fraud or error, design and perform audit procedures responsive to those risks, and obtain audit evidence that is sufficient and appropriate to provide a basis for our opinion. The risk of not detecting a material misstatement resulting from fraud is higher than for one resulting from error, as fraud may involve collusion, forgery, intentional omissions, misrepresentations, or the override of internal control.
- Obtain an understanding of internal financial controls relevant to the audit in order to design audit procedures that are appropriate in the circumstances. Under section 143(3)(i) of the Act, we are also responsible for expressing our opinion on whether the Company and its subsidiary companies which are companies incorporated in India, has adequate internal financial controls system in place and the operating effectiveness of such controls.
- Evaluate the appropriateness of accounting policies used and the reasonableness of accounting estimates and related disclosures made by management.
- Conclude on the appropriateness of management's use of the going concern basis of accounting and, based on the audit evidence obtained, whether a material uncertainty exists related to events or conditions that may cast significant doubt on the ability of the Group to continue as a going concern. If we conclude that a material uncertainty exists, we are required to draw attention in our auditor's report to the related disclosures in the consolidated financial statements or, if such disclosures are inadequate, to modify our opinion. Our conclusions are based on the audit evidence obtained up to the date of our auditor's report. However, future events or conditions may cause the Group to cease to continue as a going concern.
- Evaluate the overall presentation, structure and content of the consolidated financial statements, including the disclosures, and whether the consolidated financial statements represent the underlying transactions and events in a manner that achieves fair presentation.

- Obtain sufficient appropriate audit evidence regarding the financial information of the entity or business activities within the Group to express an opinion on the consolidated financial statements. We are responsible for the direction, supervision and performance of the audit of the financial statements of such entity included in the consolidated financial statements.

Materiality is the magnitude of misstatements in the consolidated financial statements that, individually or in aggregate, makes it probable that the economic decisions of a reasonably knowledgeable user of the financial statements may be influenced. We consider quantitative materiality and qualitative factors in (i) planning the scope of our audit work and in evaluating the results of our work; and (ii) to evaluate the effect of any identified misstatements in the financial statements.

We communicate with those charged with governance regarding, among other matters, the planned scope and timing of the audit and significant audit findings, including any significant deficiencies in internal control that we identify during our audit.

We also provide those charged with governance with a statement that we have complied with relevant ethical requirements regarding independence, and to communicate with them all relationships and other matters that may reasonably be thought to bear on our independence, and where applicable, related safeguards.

From the matters communicated with those charged with governance, we determine those matters that were of most significance in the audit of the consolidated financial statements of the current period and are therefore the key audit matters. We describe these matters in our auditor's report unless law or regulation precludes public disclosure about the matter or when, in extremely rare circumstances, we determine that a matter should not be communicated in our report because the adverse consequences of doing so would reasonably be expected to outweigh the public interest benefits of such communication.

Other Matters

- a) We did not audit the financial statements and other financial information, in respect of subsidiary whose financial statements include net assets of Rupees 10,08,197.13 Thousand as at March 31, 2022, total revenues of Rupees 620.01 Thousand and net cash outflow of Rupees 1,126.35 Thousand for the year ended on that date. This financial statement and other financial information has been audited by other auditor, whose financial statements, other financial information and auditor's reports have been furnished to us by the management. Our opinion on the Consolidated Financial Statements, in so far as it relates to the amounts and disclosures included in respect of this subsidiary, and our report in terms of sub-sections (3) of Section 143 of the Act, in so far as it relates to the aforesaid subsidiary is based solely on the reports of such other auditor.

Report on Other Legal and Regulatory Requirements

1. As required by Section 143(3) of the Act, based on our audit we report that:
 - a) We have sought and obtained all the information and explanations which to the best of our knowledge and belief were necessary for the purposes of our audit of the aforesaid consolidated financial statements.
 - b) In our opinion, proper books of account as required by law relating to preparation of the aforesaid consolidated financial statements have been kept so far as it appears from our examination of those books.
 - c) The Consolidated Balance Sheet, the Consolidated Statement of Profit and Loss including (including Other Comprehensive Income), Consolidated Statement of Changes in Equity and the Consolidated Statement of Cash Flows dealt with by this Report are in agreement with the relevant books of account maintained for the purpose of preparation of the consolidated financial statements.
 - d) In our opinion, the aforesaid consolidated financial statements comply with the Ind AS specified under Section 133 of the Act, read with Rule 7 of the Companies (Accounts) Rules, 2014.

- e) On the basis of the written representations received from the directors of the Company as on March 31, 2022 taken on record by the Board of Directors of the Company and its subsidiary incorporated in India and the reports of the statutory auditors of its subsidiary company incorporated in India, none of the directors of the Group companies incorporated in India is disqualified as on March 31, 2022 from being appointed as a director in terms of Section 164 (2) of the Act.
- f) With respect to the adequacy of the internal financial controls over financial reporting and the operating effectiveness of such controls; refer to our separate Report in “Annexure A” which is based on the auditor's reports of the Company and its subsidiary company incorporated in India. Our report expresses an unmodified opinion on the adequacy and operating effectiveness of the internal financial control over financial reporting of those companies, for reasons stated therein.
- g) With respect to the other matters to be included in the Auditor's Report in accordance with the requirements of section 197(16) of the Act, as amended:

In our opinion and to the best of our information and according to the explanations given to us, the remuneration paid by the holding Company to its directors during the year is in accordance with the provisions of section 197 of the Act.
- h) With respect to the other matters to be included in the Auditor's Report in accordance with Rule 11 of the Companies (Audit and Auditors) Rules, 2014, as amended in our opinion and to the best of our information and according to the explanations given to us:
 - i. The consolidated financial statements disclose impact of pending litigations on the consolidated financial position of the Group. Please Refer Note-29 to consolidate financial statement.
 - ii. Provision has been made in the consolidated financial statements, as required under the applicable law or accounting standards, for material foreseeable losses, if any, on long term contracts including derivative contracts.
 - iii. There are no amounts, required to be transferred, to the Investor Education and Protection Fund by the Company and its subsidiary companies incorporated in India.
- iv.
 - (a) The Management has represented that, to the best of its knowledge and belief, no funds (which are material either individually or in the aggregate) have been advanced or loaned or invested (either from borrowed funds or share premium or any other sources or kind of funds) by the holding Company and its subsidiary company to or in any other person or entity, including foreign entity (“Intermediaries”), with the understanding, whether recorded in writing or otherwise, that the Intermediary shall, whether, directly or indirectly lend or invest in other persons or entities identified in any manner whatsoever by or on behalf of the holding Company and its subsidiary company (“Ultimate Beneficiaries”) or provide any guarantee, security or the like on behalf of the Ultimate Beneficiaries.
 - (b) The Management has represented, that, to the best of its knowledge and belief, no funds (which are material either individually or in the aggregate) have been received by the holding Company and its subsidiary company from any person or entity, including foreign entity (“Funding Parties”), with the understanding, whether recorded in writing or otherwise, that the Company shall, whether, directly or indirectly, lend or invest in other persons or entities identified in any manner whatsoever by or on behalf of the Funding Party (“Ultimate Beneficiaries”) or provide any guarantee, security or the like on behalf of the Ultimate Beneficiaries;
 - (c) Based on the audit procedures that have been considered reasonable and appropriate in the circumstances, nothing has come to our notice that has caused us to believe that the representations under sub-clause (i) and (ii) of Rule 11(e), as provided under (a) and (b) above, contain any material misstatement.
- v. The holding company and its subsidiary company has not declared or paid any dividend during the year.

2. With respect to the matters specified in paragraphs 3(xxi) and 4 of the Companies (Auditors' Report) Order, 2020 (the 'Order') issued by the Central Government in terms of section 143(11) of the Act, to be included in the Auditors' report, according to the information and explanations given to us, and based on the CARO reports issued by the auditor of the subsidiary included in the consolidated financial statements of the Company, to which reporting under CARO is applicable, provided to us by the Management of the Company and based on the identification of matters of qualifications or adverse remarks in their CARO reports by the respective company auditor and provided to us, we report that the auditor of such company have reported following adverse remarks in their CARO report.

Sr. No.	Name	CIN	Nature of relation	Clause number of the CARO report which is adverse
1.	Sahara Sanchaar Limited	U74140WB1997PLC112293	Subsidiary company	Clause (i)(b), (vii)(a) and (xvii)

For D. S. Shukla & Co.
Chartered Accountants
(Firm Registration No. 000773C)

Lucknow, 11 July 2022

(A. K. Dwivedi)
Partner
Membership No. 078297
UDIN: 22078297AMQMTW1033

ANNEXURE “A”**TO THE INDEPENDENT AUDITOR'S REPORT ON THE CONSOLIDATED FINANCIAL STATEMENTS OF SAHARA ONE MEDIA AND ENTERTAINMENT LIMITED****Report on the Internal Financial Controls under Clause (i) of Sub-section 3 of Section 143 of the Companies Act, 2013 (“the Act”)**

In conjunction with our audit of the Consolidated Financial Statements of Sahara One Media And Entertainment Limited as of and for the year ended March 31, 2022, we have audited the internal financial controls over financial reporting of Sahara One Media And Entertainment Limited (hereinafter referred to as the “Holding Company”) and its subsidiary company incorporated in India, as of that date.

Management’s Responsibility for Internal Financial Controls

The respective Board of Directors of the Holding Company and its subsidiary company incorporated in India are responsible for establishing and maintaining internal financial controls based on the internal control over financial reporting criteria established by the Holding Company considering the essential components of internal control stated in the Guidance Note on Audit of Internal Financial Controls over Financial Reporting issued by the Institute of Chartered Accountants of India. These responsibilities include the design, implementation and maintenance of adequate internal financial controls that were operating effectively for ensuring the orderly and efficient conduct of its business, including adherence to the respective company’s policies, the safeguarding of its assets, the prevention and detection of frauds and errors, the accuracy and completeness of the accounting records, and the timely preparation of reliable financial information, as required under the Act.

Auditor's Responsibility

Our responsibility is to express an opinion on the Holding Company and its subsidiary company incorporated in India, internal financial controls over financial reporting based on our audit. We conducted our audit in accordance with the Guidance Note on Audit of Internal Financial Controls Over Financial Reporting (the “Guidance Note”) and the Standards on Auditing as specified under Section 143(10) of the Companies Act, 2013, to the extent applicable to an audit of internal financial controls, both issued by Institute of Chartered Accountants of India. Those Standards and the Guidance Note require that we comply with ethical requirements and plan and perform the audit to obtain reasonable assurance about whether adequate internal financial controls over financial reporting was established and maintained and if such controls operated effectively in all material respects.

Our audit involves performing procedures to obtain audit evidence about the adequacy of the internal financial controls system over financial reporting and their operating effectiveness. Our audit of internal financial controls over financial reporting included obtaining an understanding of internal financial controls over financial reporting, assessing the risk that a material weakness exists, and testing and evaluating the design and operating effectiveness of internal control based on the assessed risk. The procedures selected depend on the auditor's judgement, including the assessment of the risks of material misstatement of the financial statements, whether due to fraud or error.

We believe that the audit evidence we have obtained and the audit evidence obtained by the other auditors in terms of their reports referred to in the Other Matters paragraph below, is sufficient and appropriate to provide a basis for our audit opinion on the internal financial controls system over financial reporting.

Meaning of Internal Financial Controls Over Financial Reporting

A company's internal financial control over financial reporting is a process designed to provide reasonable assurance regarding the reliability of financial reporting and the preparation of financial statements for external purposes in accordance with generally accepted accounting principles. A company's internal financial control over financial reporting includes those policies and procedures that (1) pertain to the maintenance of records that, in reasonable detail, accurately and fairly reflect the transactions and dispositions of the assets of the company; (2) provide reasonable assurance that transactions are recorded as necessary to permit preparation of financial statements in accordance with generally

accepted accounting principles, and that receipts and expenditures of the company are being made only in accordance with authorisations of management and directors of the company; and (3) provide reasonable assurance regarding prevention or timely detection of unauthorised acquisition, use, or disposition of the company's assets that could have a material effect on the financial statements.

Inherent Limitations of Internal Financial Controls Over Financial Reporting

Because of the inherent limitations of internal financial controls over financial reporting, including the possibility of collusion or improper management override of controls, material misstatements due to error or fraud may occur and not be detected. Also, projections of any evaluation of the internal financial controls over financial reporting to future periods are subject to the risk that the internal financial control over financial reporting may become inadequate because of changes in conditions, or that the degree of compliance with the policies or procedures may deteriorate.

Opinion

In our opinion, to the best of our information and according to the explanations given to us and based on the consideration of reports of other auditors, as referred to in Other Matters paragraph, the Holding Company and its subsidiary company incorporated in India, have, maintained in all material respects, an adequate internal financial controls system over financial reporting and such internal financial controls over financial reporting were operating effectively as at March 31, 2022, based on the internal control over financial reporting criteria established by the Holding Company considering the essential components of internal control stated in the Guidance Note on Audit of Internal Financial Controls Over Financial Reporting issued by the Institute of Chartered Accountants of India.

Other Matters

Our report under Section 143(3)(i) of the Act on the adequacy and operating effectiveness of the internal financial controls over financial reporting of the Holding Company, in so far as it relates to separate financial statements of one subsidiary company incorporated in India, is based on the corresponding reports of the auditor of such subsidiary company incorporated in India.

For D. S. Shukla & Co.

Chartered Accountants

(Firm Registration No. 000773C)

Lucknow, 11 July 2022

(A. K. Dwivedi)

Partner

Membership No. 078297

UDIN: 22078297AMQMTW1033

1. Corporate information

Sahara One Media and Entertainment Limited is a public company domiciled in India and incorporated under the provisions of the Companies Act, 1956. The company is a television content provider and also produces and distributes films.

2. Basis of preparation and presentation

The financial statements have been prepared on the historical cost basis except for following assets and liabilities which have been measured at fair value amount:

- i) Certain financial assets and liabilities,
- ii) Defined benefit plans - plan assets and

The financial statements of the Company have been prepared to comply with the Indian Accounting standards ('Ind AS'), including the rules notified under the relevant provisions of the Companies Act, 2013.

Company's financial statements are presented in Indian Rupees ('000), which is also its functional currency.

2.1 Basis of consolidation

The consolidated financial statements incorporate the financial statements of the Company and entities controlled by the Company i.e., its subsidiary. Control is achieved when the Company is exposed to, or has rights to the variable returns of the entity and the ability to act those returns through its power over the entity.

The results of subsidiaries acquired or disposed of during the year are included in the consolidated statement of profit and loss from the effective date of acquisition or up to the effective date of disposal, as appropriate.

Wherever necessary, adjustments are made to the financial statements of subsidiaries to bring their accounting policies in line with those used by other members of the Group.

Intra-group transactions, balances, income and expenses are eliminated on consolidation.

Non-controlling interests in the net assets of consolidated subsidiaries are identified separately from the Group's equity. The interest of non-controlling shareholders may be initially measured either at fair value or at the non-controlling interests' proportionate share of the fair value of the acquiree's identifiable net assets. The choice of measurement basis is made on an acquisition-by-acquisition basis. Subsequent to acquisition, the carrying value of non-controlling interests is the amount of those interests at initial recognition plus the non-controlling interests' share of subsequent changes in equity. Total comprehensive income is attributed to non-controlling interests even if it results in the non-controlling interests having a debit balance.

2.2 Summary of significant accounting policies

a) Statement of compliance

The financial statements have been prepared in accordance with the Indian Accounting Standards (referred to as "Ind AS") prescribed under section 133 of the Companies Act, 2013 read with Companies (Indian Accounting Standards) Rules, as amended from time to time.

b) Use of estimates and critical accounting judgements

In the preparation of financial statements, the Group makes judgements, estimates and assumptions about the carrying values of assets and liabilities that are not readily apparent from other sources. The estimates and associated assumptions are based on historical experience and other factors that are considered to be relevant. Actual results may differ from these estimates.

Estimates and underlying assumptions are reviewed on an ongoing basis. Revisions to accounting estimates are recognised in the period in which the estimate is revised and future periods affected.

Key source of estimation of uncertainty at the date of consolidated financial statements, which may cause material adjustment to the carrying amounts of assets and liabilities within the next financial year, is in

respect of impairment, useful lives of property, plant and equipment and intangible assets, valuation of deferred tax assets, provisions and contingent liabilities and fair value measurements of financial instruments as discussed below. Key source of estimation of uncertainty in respect of revenue recognition and employee benefits have been discussed in the respective policies.

c) Goodwill

Goodwill arising on acquisition of a subsidiary represents the excess of consideration transferred in the business combination over the Group's interest in the net fair value of the identifiable assets acquired, liabilities assumed and contingent liabilities recognised at the date of acquisition. Goodwill is initially recognised as an asset at cost and is subsequently measured at cost less any accumulated impairment losses.

For the purpose of impairment testing, goodwill is allocated to each of the Group's cash-generating units or groups of cash generating units that are expected to benefit from the synergies of the combination. Cash-generating units to which goodwill has been allocated are tested for impairment annually, or more frequently when there is an indication that the unit's value may be impaired. If the recoverable amount of the cash-generating unit is less than the carrying value of the unit, the impairment loss is allocated first to reduce the carrying value of any goodwill allocated to the unit and then to the other assets of the unit in proportion to the carrying value of each asset in the unit.

An impairment loss recognised for goodwill is not reversed in a subsequent period. On disposal of a subsidiary, the attributable amount of goodwill is included in the determination of profit or loss on disposal.

d) Property, plant and equipment

Property, plant and equipment are stated at cost, net of recoverable taxes, trade discount and rebates less accumulated depreciation and impairment losses, if any. Such cost includes purchase price, borrowing cost and any cost directly attributable to bringing the assets to its working condition for its intended use, net charges on foreign exchange contracts and adjustments arising from exchange rate variations attributable to the assets.

Subsequent costs are included in the asset's carrying amount or recognised as a separate asset, as appropriate, only when it is probable that future economic benefits associated with the item will flow to the entity and the cost can be measured reliably.

Expenses incurred relating to project, net of income earned during the project development stage prior to its intended use, are considered as pre - operative expenses and disclosed under Capital Work - in - Progress.

Depreciation on property, plant and equipment is provided using straight line method. Depreciation is provided based on useful life of the assets as prescribed in Schedule II to the Companies Act.

The residual values, useful lives and methods of depreciation of property, plant and equipment are reviewed at each financial year end and adjusted prospectively, if appropriate.

Gains or losses arising from de-recognition of a property, plant and equipment are measured as the difference between the net disposal proceeds and the carrying amount of the asset and are recognised in the Statement of Profit and Loss when the asset is de-recognised.

e) Leases

Company as lessee

Leases are classified as finance leases whenever the terms of the lease, transfers substantially all the risks and rewards of ownership to the lessee. All other leases are classified as operating leases.

Leased Assets held under finance leases are initially recognised as assets of the Company at their fair value at the inception of the lease or, if lower, at the present value of the minimum lease payments. The corresponding liability to the lessor is included in the balance sheet as a finance lease obligation.

Lease payments are apportioned between finance expenses and reduction of the lease obligation so as to achieve a constant rate of interest on the remaining balance of the liability. Finance expenses are

recognised immediately in Statement of Profit and Loss, unless they are directly attributable to qualifying assets, in which case they are capitalized. Contingent rentals are recognised as expenses in the periods in which they are incurred.

A leased asset is depreciated over the useful life of the asset. However, if there is no reasonable certainty that the Company will obtain ownership by the end of the lease term, the asset is depreciated over the shorter of the estimated useful life of the asset and the lease term.

Operating lease payments are recognised as an expense in the Statement of Profit and Loss on a straight-line basis over the lease term except where another systematic basis is more representative of time pattern in which economic benefits from the leased assets are consumed.

Company as lesser

Leases in which the Company does not transfer substantially all the risks and rewards of ownership of an asset are classified as operating leases. Rental income from operating lease is recognised on a straight-line basis over the term of the relevant lease. Initial direct costs incurred in negotiating and arranging an operating lease are added to the carrying amount of the leased asset and recognised over the lease term on the same basis as rental income. Contingent rents are recognised as revenue in the period in which they are earned.

Leases are classified as finance leases when substantially all of the risks and rewards of ownership transfer from the Group to the lessee. Amounts due from lessees under finance leases are recorded as receivables at the Group's net investment in the leases. Finance lease income is allocated to accounting periods so as to reflect a constant periodic rate of return on the net investment outstanding in respect of the lease.

f) Intangible assets

Intangible Assets are stated at cost of acquisition net of recoverable taxes, trade discount and rebates less accumulated amortization/depletion and impairment loss, if any. Such cost includes purchase price, borrowing costs, and any cost directly attributable to bringing the asset to its working condition for the intended use, net charges on foreign exchange contracts and adjustments arising from exchange rate variations attributable to the intangible assets.

Subsequent costs are included in the asset's carrying amount or recognised as a separate asset, as appropriate, only when it is probable that future economic benefits associated with the item will flow to the entity and the cost can be measured reliably.

Gains or losses arising from derecognition of an intangible asset are measured as the difference between the net disposal proceeds and the carrying amount of the asset and are recognised in the Statement of Profit and Loss when the asset is de-recognised.

g) Finance cost

Borrowing costs include exchange differences arising from foreign currency borrowings to the extent they are regarded as an adjustment to the interest cost. Borrowing costs that are directly attributable to the acquisition or construction of qualifying assets are capitalized as part of the cost of such assets. A qualifying asset is one that necessarily takes substantial period of time to get ready for its intended use.

Interest income earned on the temporary investment of specific borrowings pending their expenditure on qualifying assets is deducted from the borrowing costs eligible for capitalization.

All other borrowing costs are charged to the Statement of Profit and Loss for the period for which they are incurred.

h) Inventories

Items of inventories are measured at lower of cost and net realisable value after providing for obsolescence, if any. Cost of inventories comprises of cost of purchase, cost of conversion and other costs including manufacturing overheads net of recoverable taxes incurred in bringing them to their respective present location and condition.

i) Impairment of non-financial assets - property, plant and equipment and intangible assets

The Company assesses at each reporting date as to whether there is any indication that any property, plant and equipment and intangible assets or group of assets, called cash generating units (CGU) may be impaired. If any such indication exists the recoverable amount of an asset or CGU is estimated to determine the extent of impairment, if any. When it is not possible to estimate the recoverable amount of an individual asset, the Company estimates the recoverable amount of the CGU to which the asset belongs.

An impairment loss is recognised in the Statement of Profit and Loss to the extent, asset's carrying amount exceeds its recoverable amount. The recoverable amount is higher of an asset's fair value less cost of disposal and value in use. Value in use is based on the estimated future cash flows, discounted to their present value using pre-tax discount rate that reflects current market assessments of the time value of money and risk specific to the assets.

The impairment loss recognised in prior accounting period is reversed if there has been a change in the estimate of recoverable amount.

j) Provisions

Provisions are recognised when the Company has a present obligation (legal or constructive) as a result of a past event, it is probable that an outflow of resources embodying economic benefits will be required to settle the obligation and a reliable estimate can be made of the amount of the obligation.

If the effect of the time value of money is material, provisions are discounted using a current pre-tax rate that reflects, when appropriate, the risks specific to the liability. When discounting is used, the increase in the provision due to the passage of time is recognised as a finance cost.

k) Employee Benefits Expense**Short Term Employee Benefits**

The undiscounted amount of short-term employee benefits expected to be paid in exchange for the services rendered by employees are recognised as an expense during the period when the employees render the services.

Post-Employment Benefits**Defined Contribution Plans**

A defined contribution plan is a post-employment benefit plan under which the Company pays specified contributions to a separate entity. The Company makes specified monthly contributions towards Provident Fund, Superannuation Fund and Pension Scheme. The Company's contribution is recognised as an expense in the Statement of Profit and Loss during the period in which the employee renders the related service.

Defined Benefit Plans

The Company pays gratuity to the employees whoever has completed five years of service with the Company at the time of resignation/superannuation. The gratuity is paid @15 days salary for every completed year of service as per the Payment of Gratuity Act 1972.

The Company is not contributing amount towards gratuity liability to the any approved gratuity fund formed exclusively for gratuity payment to the employees, after dissolution of Sahara Group gratuity fund trust. The gratuity liability is currently unfunded.

The liability in respect of gratuity and other post-employment benefits is calculated using the Projected Unit Credit Method and spread over the period during which the benefit is expected to be derived from employees' services.

Re-measurement of defined benefit plans in respect of post-employment are charged to the Other Comprehensive Income.

l) Tax Expenses

The tax expense for the period comprises current and deferred tax. Tax is recognised in Statement of Profit

and Loss, except to the extent that it relates to items recognised in the comprehensive income or in equity. In which case, the tax is also recognised in other comprehensive income or equity.

Current tax

Current tax assets and liabilities are measured at the amount expected to be recovered from or paid to the taxation authorities, based on tax rates and laws that are enacted or substantively enacted at the Balance sheet date.

Deferred tax

Deferred tax is recognised on temporary differences between the carrying amounts of assets and liabilities in the financial statements and the corresponding tax bases used in the computation of taxable profit.

Deferred tax liabilities and assets are measured at the tax rates that are expected to apply in the period in which the liability is settled or the asset realised, based on tax rates (and tax laws) that have been enacted or substantively enacted by the end of the reporting period. The carrying amount of Deferred tax liabilities and assets are reviewed at the end of each reporting period.

m) Foreign currencies transactions and translation

Transactions in foreign currencies are recorded at the exchange rate prevailing on the date of transaction. Monetary assets and liabilities denominated in foreign currencies are translated at the functional currency closing rates of exchange at the reporting date.

Exchange differences arising on settlement or translation of monetary items are recognised in Statement of Profit and Loss except to the extent of exchange differences which are regarded as an adjustment to interest costs on foreign currency borrowings that are directly attributable to the acquisition or construction of qualifying assets, are capitalized as cost of assets.

Non-monetary items that are measured in terms of historical cost in a foreign currency are recorded using the exchange rates at the date of the transaction. Non-monetary items measured at fair value in a foreign currency are translated using the exchange rates at the date when the fair value was measured. The gain or loss arising on translation of non-monetary items measured at fair value is treated in line with the recognition of the gain or loss on the change in fair value of the item (i.e., translation differences on items whose fair value gain or loss is recognised in OCI or Statement of Profit and Loss are also recognised in OCI or Statement of Profit and Loss, respectively).

n) Revenue recognition

Revenue from sale of goods/services is recognised when the significant risks and rewards of ownership have been transferred to the buyer, recovery of the consideration is probable, the associated cost can be estimated reliably, there is no continuing effective control or managerial involvement with the goods, and the amount of revenue can be measured reliably.

Revenue from rendering of services is recognised when the performance of agreed contractual task has been completed.

Revenue from sale of goods is measured at the fair value of the consideration received or receivable, taking into account contractually defined terms of payment and excluding taxes or duties collected on behalf of the government.

Revenue from operations includes sale of goods, services, service tax, excise duty and adjusted for discounts (net), and gain/ loss on corresponding hedge contracts.

Interest income

Interest income from a financial asset is recognised using effective interest rate method.

Dividends

Revenue is recognised when the Company's right to receive the payment has been established.

o) Financial instruments

i) Financial Assets

A. Initial recognition and measurement

All financial assets and liabilities are initially recognized at fair value. Transaction costs that are directly attributable to the acquisition or issue of financial assets and financial liabilities, which are not at fair value through profit or loss, are adjusted to the fair value on initial recognition. Purchase and sale of financial assets are recognised using trade date accounting.

B. Subsequent measurement

a) Financial assets carried at amortised cost (AC)

A financial asset is measured at amortised cost if it is held within a business model whose objective is to hold the asset in order to collect contractual cash flows and the contractual terms of the financial asset give rise on specified dates to cash flows that are solely payments of principal and interest on the principal amount outstanding.

b) Financial assets at fair value through other comprehensive income (FVTOCI)

A financial asset is measured at FVTOCI if it is held within a business model whose objective is achieved by both collecting contractual cash flows and selling financial assets and the contractual terms of the financial asset give rise on specified dates to cash flows that are solely payments of principal and interest on the principal amount outstanding.

c) Financial assets at fair value through profit or loss (FVTPL)

A financial asset which is not classified in any of the above categories are measured at FVTPL.

C. Investment in subsidiaries

The Company has accounted for its investments in subsidiaries.

D. Other Equity Investments

All other equity investments are measured at fair value, with value changes recognised in Statement of Profit and Loss, except for those equity investments for which the Company has elected to present the value changes in 'Other Comprehensive Income'.

Non-monetary items that are measured in terms of historical cost in a foreign currency are recorded using the exchange rates at the date of the transaction. Non-monetary items measured at fair value in a foreign currency are translated using the exchange rates at the date when the fair value was measured. The gain or loss arising on translation of non-monetary items measured at fair value is treated in line with the recognition of the gain or loss on the change in fair value of the item (i.e., translation differences on items whose fair value gain or loss is recognised in OCI or Statement of Profit and Loss are also recognised in OCI or Statement of Profit and Loss, respectively).

E. Impairment of financial assets

In accordance with Ind AS 109, the Company uses 'Expected Credit Loss' (ECL) model, for evaluating impairment of financial assets other than those measured at fair value through profit and loss (FVTPL).

Expected credit losses are measured through a loss allowance at an amount equal to:

The 12-months expected credit losses (expected credit losses that result from those default events on the financial instrument that are possible within 12 months after the reporting date); or

Full lifetime expected credit losses (expected credit losses that result from all possible default events over the life of the financial instrument)

For trade receivables Company applies 'simplified approach' which requires expected lifetime losses to be recognised from initial recognition of the receivables. The Company uses historical default rates to determine impairment loss on the portfolio of trade receivables. At all reporting date these historical default rates are reviewed and changes in the forward-looking estimates are analyzed.

For other assets, the Company uses 12-month ECL to provide for impairment loss where there is no significant increase in credit risk. If there is significant increase in credit risk full lifetime ECL is used.

ii) Financial liabilities

A. Initial recognition and measurement

All financial liabilities are recognized at fair value and in case of loans, net of directly attributable cost. Fees of recurring nature are directly recognised in the Statement of Profit and Loss as finance cost.

B. Subsequent measurement

Financial liabilities are carried at amortized cost using the effective interest method. For trade and other payables maturing within one year from the balance sheet date, the carrying amounts approximate fair value due to the short maturity of these instruments.

p) Segmental Reporting Policies

Revenue and expenses are identified to segments on the basis of their relationship to the operating activities of the segments. Revenue and expenses, which relate to the enterprise as a whole and are not allocable to segments on a reasonable basis, are included under the head "Other".

q) Earnings Per Share

Basic earnings per share are calculated by dividing the net profit or loss for the period attributable to equity by the weighted average number of equity shares outstanding during the period.

For the purpose of calculating diluted earnings per share, the net profit or loss for the period attributable to equity shareholders and the weighted average number of shares outstanding during the period are adjusted for the effects of all dilutive potential equity shares.

r) Contingent liabilities

A contingent liability is a possible obligation that arises from past events whose existence will be confirmed by the occurrence or non-occurrence of one or more uncertain future events beyond the control of the company or a present obligation that is not recognized because it is not probable that an outflow of resources will be required to settle the obligation. A contingent liability also arises in extremely rare cases where there is a liability that cannot be recognized because it cannot be measured reliably. The company does not recognize a contingent liability but discloses its existence in the financial statements.

s) Cash and Cash equivalents

Cash and cash equivalents in the cash flow statement comprise cash at bank and in hand and short-term investments with an original maturity of three months or less.

t) Exceptions to retrospective application of other Ind AS

i) Estimates

An entity's estimates in accordance with Ind AS at the date of transition to Ind AS shall be consistent with estimates made for the same date in accordance with Previous GAAP (after adjustments to reflect any difference in accounting policies), unless there is objective evidence that those estimates were in error. The company has not made any changes to estimates made in accordance with Previous GAAP.

ii) Ind AS 109- Financial Instruments (Classification and measurement of financial asset)

Classification and measurement of financial assets shall be made on the basis of facts and circumstances that exist at the date of transition to Ind AS.

iii) Deemed cost for Property, Plant & Equipment (PPE):

Company has availed exemption under para D7AA of the Appendix D to Ind-AS 101 Which permits as first-time adopter to continue with the carrying values for its PPE as at date of transition to Ind-AS measured as per previous GAAP.

iv) The Company has elected to measure investment in subsidiaries at cost.

Sahara One Media and Entertainment Limited

Consolidated balance sheet as at 31 March 2022

	Notes	31 March 2022 Rs. (000)	31 March 2021 Rs. (000)
ASSETS			
(1) Non-current assets			
(a) Property, plant and equipment	3	1,16,537.19	152,491.06
(b) Goodwill		4,19,011.26	419,011.26
(c) Financial assets			
(i) Investments	4	17,052.49	16,720.59
(ii) Other financial assets	5	11,134.58	11,863.79
(c) Deferred tax assets	6	-	1,313.94
(d) Non-current tax assets (net)	7	53,446.71	53,426.71
Total non-current assets		6,17,182.24	654,827.35
(2) Current assets			
(a) Inventories	8	994.93	994.93
(b) Financial assets			
(i) Other financial assets	5	1,107.88	7,292.39
(ii) Trade receivables	9	10,22,585.67	1,043,406.34
(iii) Cash and cash equivalents	10	10,504.36	21,896.02
(c) Other current assets	11	12,00,228.14	1,196,285.82
Total current assets		22,35,420.97	2,269,875.50
TOTAL ASSETS		28,52,603.21	2,924,702.85
EQUITY AND LIABILITIES			
Equity			
(a) Equity share capital	12	215,250.00	215,250.00
(b) Other equity	13	15,54,979.54	16,08,521.11
(c) Non Controlling Interest		4,62,105.16	497,451.94
Total equity		22,32,334.70	23,07,776.24
Liabilities			
(1) Non-current liabilities			
Provisions	14	6,071.28	5,415.61
Total non-current liabilities		6,071.28	5,415.61
(2) Current liabilities			
(a) Financial liabilities			
(i) Trade payables			
Due to micro and small enterprises	15	-	-
Due to creditors other than micro and small enterprises		5,36,442.13	535,608.71
(ii) Other payables	16	76,758.70	75,020.47
(b) Provisions	14	996.40	881.83
Total current liabilities		6,14,197.23	6,11,511.00
Total liabilities		6,20,268.51	6,16,926.61
TOTAL EQUITY AND LIABILITIES		28,52,603.21	29,24,702.85

The accompanying notes are an integral part of the financial statements.

As per our report of even date

For and on behalf of the Board of Directors of
Sahara One Media and Entertainment Limited

For **D.S. Shukla & Co.**
Firm Registration No. 000773C
Chartered Accountants

A. K. Srivastava
Director
DIN- 02323304

Rana Zia
Whole Time Director
DIN - 07083262

A.K. Dwivedi
Partner
Membership No. 078297
Lucknow: July 11, 2022

P. C. Tripathy
Chief Financial Officer

Shivani Singh Yadav
Company Secretary

Sahara One Media and Entertainment Limited

Consolidated statement of profit and loss for the year ended 31 March 2022

	Notes	31 March 2022 Rs. (000)	31 March 2021 Rs. (000)
Revenue			
Revenue from operations	17	1,000.00	-
Other income	18	946.23	645.09
Total income		1,946.23	645.09
Expenses			
(Increase)/ decrease in inventories	19	-	-
Employee benefits expense	20	7,396.41	5,132.18
Depreciation and amortization expense	3	10,627.45	23,993.35
Finance costs	21	1,245.00	190.46
Other expenses	22	30,764.39	65,811.22
Total expenses		50,033.25	95,127.21
Profit/(loss) before tax		(48,087.02)	(94,482.13)
Tax expenses			
Current tax		-	-
Deferred tax		1,313.94	2,305.61
Total tax expense		1,313.94	(2,305.61)
Net profit/(loss) for the year		(49,400.96)	(92,176.51)
Other comprehensive income			
Items that will not be reclassified to			
Statement of Profit and Loss			
Re-measurement gains (losses) on defined benefit plans		(513.50)	(76.23)
Gain (loss) on equity instruments		331.90	(419.98)
Other comprehensive income for the year		(181.59)	(343.75)
Total comprehensive income for the year		(49,582.55)	(92,520.26)
Net profit/(loss) for the year attributable to:			
Equity holders of the parent		(39,419.24)	(78,752.13)
Non-controlling interests		(9,981.73)	(13,424.38)
Other comprehensive income for the year attributable to:			
Equity holders of the parent		77.77	(321.33)
Non-controlling interests		(259.37)	22.42
Total comprehensive income for the year attributable to:			
Equity holders of the parent		(39,341.46)	(79,073.46)
Non-controlling interests		(10,241.09)	(13,446.81)
Earnings per equity share			
Basic and diluted earning per share	23	(1.83)	(3.67)

The accompanying notes are an integral part of the financial statements.

As per our report of even date

For and on behalf of the Board of Directors of
Sahara One Media and Entertainment Limited

For **D.S. Shukla & Co.**
Firm Registration No. 000773C
Chartered Accountants

A. K. Srivastava
Director
DIN- 02323304

Rana Zia
Whole Time Director
DIN - 07083262

A.K. Dwivedi
Partner
Membership No. 078297
Lucknow: July 11, 2022

P. C. Tripathy
Chief Financial Officer

Shivani Singh Yadav
Company Secretary

Sahara One Media and Entertainment Limited

Consolidated cash flow statement for the year ended March 31, 2022

	31 March 2022 Rs. (000)	31 March 2021 Rs. (000)
Cash flow from operating activities		
Net profit before tax	(49,400.96)	(92,176.51)
Non-cash adjustment to reconcile profit before tax to net cash flows		
Depreciation	10,627.45	23,993.35
Provision for doubtful debts	111.88	50,302.28
Provision for doubtful advances	16,294.99	-
Bad debts / advances written off	-	35.57
Credit balances written back	(290.75)	(150.12)
Prior period expenses	(466.57)	-
Interest received	(34.04)	(14.19)
Operating profit before working capital changes	(23,158.00)	(18,009.60)
Movements in working capital :		
Increase/ (decrease) in trade payables	1,124.17	(51.16)
Increase/ (decrease) in provisions	256.76	(66.64)
Increase/ (decrease) in Other payables	1,738.23	4,248.39
Decrease / (increase) in Other non-current financial assets	729.21	(496.16)
Decrease / (increase) in Other current assets	(14,136.03)	(16,277.86)
Decrease / (increase) in trade receivables	20,708.79	(5,246.00)
Decrease / (increase) in Other current financial assets	83.23	(255.00)
Cash generated from / (used in) operations	(12,653.64)	6,893.69
Direct taxes paid (net of refunds)	1,293.94	(2,305.61)
Net cash flow from/ (used in) operating activities (A)	(11,359.70)	4,588.08
Cash flows from investing activities		
Purchase of fixed assets	(66.00)	735.70
Appreciation in value of investment	0.00	-
Net cash flow from/ (used in) investing activities (B)	(66.00)	735.70
Cash flows from financing activities		
Interest Income	34.04	14.19
Interest paid	-	-
Net cash flow from/ (used in) in financing activities (C)	34.04	14.19
Net increase in cash and cash equivalents (A + B + C)	(11,391.66)	5,490.41
Cash and cash equivalents at the beginning of the year	21,896.02	16,405.61
Cash and cash equivalents at the end of the year	10,504.36	21,896.02
Components of cash and cash equivalents		
Cash on hand	638.15	549.44
With banks -		
on current account	9,866.21	21,346.58
on deposit account	-	-
Total cash and cash equivalents	10,504.36	21,896.02

As per our report of even date

For and on behalf of the Board of Directors of
Sahara One Media and Entertainment Limited

For **D.S. Shukla & Co.**
Firm Registration No. 000773C
Chartered Accountants

A. K. Srivastava
Director
DIN- 02323304

Rana Zia
Whole Time Director
DIN - 07083262

A.K. Dwivedi
Partner
Membership No. 078297
Lucknow: July 11, 2022

P. C. Tripathy
Chief Financial Officer

Shivani Singh Yadav
Company Secretary

Sahara One Media and Entertainment Limited
Consolidated statement for change in equity for the year ended 31 March 2022

	Equity share capital	Share premium	Retained earnings	Other Comprehensive income	Non Controlling interest	Total Rs. ('000)
Balance as at 31 March 2020	2,15,250.00	20,84,850.00	(3,98,201.05)	945.61	4,97,451.94	24,00,296.50
Profit for the year			(78,752.13)		(13,424.38)	(92,176.51)
Other comprehensive income for the year (net of tax)				(321.33)	(22.42)	(343.75)
Balance as at 31 March 2021	2,15,250.00	20,84,850.00	(4,76,953.17)	624.28	4,84,005.14	23,07,776.24
Prior period item adjustment			(14,200.11)		(11,658.88)	(25,858.99)
Profit for the year			(39,419.24)		(9,981.73)	(49,400.96)
Other comprehensive income for the year (net of tax)				77.77	(259.37)	(181.59)
Balance as at 31 March 2022	2,15,250.00	20,84,850.00	(5,30,572.52)	702.05	4,62,105.16	22,32,334.70

As per our report of even date

For and on behalf of the Board of Directors of
Sahara One Media and Entertainment Limited

For **D.S. Shukla & Co.**
Firm Registration No. 000773C
Chartered Accountants

A. K. Srivastava
Director
DIN- 02323304

Rana Zia
Whole Time Director
DIN - 07083262

A.K. Dwivedi
Partner
Membership No. 078297
Lucknow: July 11, 2022

P. C. Tripathy
Chief Financial Officer

Shivani Singh Yadav
Company Secretary

Sahara One Media and Entertainment Limited

Notes to consolidated financial statements for the year ended 31 March 2022

3. Property, plant and equipment

	Building (Leasehold)	Building	Shooting equipment	Computers	Furniture & Fixture	Electrical Fittings	Books	Office Equipment	Vehicle	Plant & Machinery (Leased out)*	Vehicle (Leased out)	Computers (Leased out)	Air Condition (Leased Out)	Camera (Leased Out)	Communication Equipment (Leased Out)	Generator (Leased Out)	Electrical Equipment (Leased Out)	Furniture & Fixture (Leased Out)	Office Equipment (Leased Out)	Studio Equipment (Leased Out)	V Sat (Leased Out)	Total
Cost or valuation																						
At 31 March 2020	8,380.16	2,087.78	630.50	6,567.85	1,759.79	47.28	39.00	1,014.55	10,323.44	4,02,073.47	3,071.69	1,40,531.23	21,169.33	1,80,776.52	93,167.78	8,851.78	25,796.17	25,837.62	2,095.49	8,98,148.92	1,21,839.48	19,54,209.83
Additions	-	-	-	-	-	-	-	103.53	-	-	-	-	-	-	-	-	-	-	-	-	-	103.53
Disposals	-	-	630.50	4,892.50	1,642.02	-	-	964.15	-	4,322.76	-	-	-	-	-	-	-	-	-	-	-	12,451.92
At 31 March 2021	8,380.16	2,087.78	-	1,675.35	117.76	47.28	39.00	153.93	10,323.44	3,97,750.71	3,071.69	1,40,531.23	21,169.33	1,80,776.52	93,167.78	8,851.78	25,796.17	25,837.62	2,095.49	8,98,148.92	1,21,839.48	19,41,861.44
Additions	-	-	-	-	-	-	-	66.00	-	-	-	-	-	-	-	-	-	-	-	-	-	66.00
Disposals	-	-	-	-	-	-	-	-	-	-	-	-	-	-	-	-	-	-	-	-	-	-
At 31 March 2022	8,380.16	2,087.78	-	1,675.35	117.76	47.28	39.00	219.93	10,323.44	3,97,750.71	3,071.69	1,40,531.23	21,169.33	1,80,776.52	93,167.78	8,851.78	25,796.17	25,837.62	2,095.49	8,98,148.92	1,21,839.48	19,41,927.44
Depreciation																						
At 31 March 2020	2,684.96	598.43	598.98	6,281.47	1,671.87	44.91	37.05	674.25	9,776.35	3,69,447.10	2,918.11	1,37,788.55	20,008.99	1,64,882.58	88,509.39	8,111.15	24,504.21	24,545.74	1,990.72	7,97,734.73	1,14,180.17	17,76,989.71
Charge for the year	128.69	32.82	-	13.44	-	-	-	61.84	75.16	3,522.50	-	-	87.73	3,535.53	-	170.59	2.15	-	-	14,795.58	1,567.33	23,993.35
Disposals	-	-	598.98	4,647.88	1,560.00	-	-	698.90	-	4,106.94	-	-	-	-	-	-	-	-	-	-	-	11,612.69
At 31 March 2021	2,813.65	631.25	-	1,647.04	111.87	44.91	37.05	37.19	9,851.50	3,68,862.66	2,918.11	1,37,788.55	20,096.72	1,66,418.11	88,509.39	8,281.75	24,506.36	24,545.74	1,990.72	8,12,530.31	1,15,747.50	17,89,370.38
Charge for the year	128.69	32.82	-	13.44	-	-	-	4.18	-	3,504.73	-	-	22.94	1,270.37	-	23.51	-	-	-	5,626.77	-	10,627.45
Prior period adjustment																				25,392.41		25,392.41
Disposals	-	-	-	-	-	-	-	-	-	-	-	-	-	-	-	-	-	-	-	-	-	-
At 31 March 2022	2,942.34	664.07	-	1,660.48	111.87	44.91	37.05	41.37	9,851.50	3,72,367.38	2,918.11	1,37,788.55	20,119.66	1,69,688.48	88,509.39	8,305.26	24,506.36	24,545.74	1,990.72	8,43,549.49	1,15,747.50	18,25,390.24
Net Block																						
At 31 March 2021	5,566.52	1,456.53	-	28.31	5.89	2.36	1.95	116.74	471.93	28,888.05	153.58	2,742.68	1,072.61	12,358.41	4,658.39	570.04	1,289.81	1,291.88	104.78	85,618.62	6,091.98	1,52,491.06
At 31 March 2022	5,437.83	1,423.71	-	14.87	5.89	2.36	1.95	178.56	471.93	25,383.33	153.58	2,742.68	1,046.67	11,088.04	4,658.39	546.52	1,289.81	1,291.88	104.78	54,599.43	6,091.98	1,16,537.19

4. Financial assets

Investments measured at cost in subsidiary company Unquoted equity instruments

24,043,478 (31 March 2021: 6,000,000) shares of Rs. 10 each - fully paid up in Sahara Sanchar Limited

Investments measured at fair value through other comprehensive income

Unquoted equity instruments

1,108,280 (31 March 2021: 1,108,280) shares of Rs. 10 each fully paid - up in Sahara India Life Insurance Company Limited

3,750 (31 March 2021: 3,750) shares of Rs. 10 each fully paid-up in Sahara Care Limited

Sahara T. V. Limited, Mauritius.

(2 shares of \$ 1 each)

Total investments

Current

Non-Current

Aggregate book value of quoted investments

Aggregate market value of quoted investments

Aggregate book value of unquoted investments

As per order of Hon'ble Supreme Court of India dated 21-11-2013, SEBI has attached/freeze the above Non-current investments of Rs 11,120,300.

5. Other financial assets

Unsecured, considered good

Security deposit

Fixed deposit with bank*

Interest accrued on fixed deposits *

Current

Non-Current

*As per order of Hon'ble Supreme Court of India dated 21-11-2013, SEBI has attached the above deposits and interest accrued thereon.

6. Deferred tax assets

At the start of the year

Charge/(credit) to Statement of Profit and Loss

At the end of year

Component of Deferred tax liabilities / (asset)

Deferred tax liabilities / (asset) in relation to:

Property, plant and equipment

Disallowance

Provisions

Total

As at
31st March, 2021

Charge/(credit)
to profit or loss

As at
31st March, 2020

(9,594.59)

10,729.68

178.85

1,313.94

(9,594.59)

10,729.68

178.85

1,313.94

-

-

-

-

7. Non-current tax assets

Advance income-tax (net of provision for taxation)

31 March 2022
Rs. (000)

53,446.71

53,446.71

31 March 2021
Rs. (000)

53,426.71

53,426.71

8. Inventories

Inventories
- Films rights

31 March 2022
Rs. (000)

994.93

994.93

31 March 2021
Rs. (000)

994.93

994.93

Total inventories at the lower of cost and net realisable value

9. Trade receivables (current)

Trade receivables
Unsecured, considered good
Doubtful

31 March 2022
Rs. (000)

10,22,585.67

2,78,006.35

13,00,592.02

31 March 2021
Rs. (000)

10,43,406.34

2,61,711.36

13,05,117.70

Allowance for bad and doubtful debts

(2,78,006.35)

(2,61,711.36)

10,22,585.67

1,014,608.67

285,983.35

1,300,592.02

1,043,406.34

1,018,634.35

286,483.35

1,305,117.70

With related parties
With others

Trade receivables Ageing Schedule

As at 31 March 2022

Particulars	Outstanding for following periods from due date of payment						Rs. ('000) Total
	Curent but not due	< 6 months	6month-1 years	1-2 years	2-3 years	> 3 years	
Undisputed trade receivables – considered good	-	-	-	-	96,051	9,26,534.59	10,22,585.67
Undisputed trade receivables – considered doubtful	-	-	-	-	-	2,78,006.35	2,78,006.35
Disputed trade receivables – considered good	-	-	-	-	-	-	-
Disputed trade receivables – considered doubtful	-	-	-	-	-	-	-
	-	-	-	-	96,051.08	12,04,540.94	13,00,592.02

As at 31 March 2021

Particulars	Outstanding for following periods from due date of payment						Rs. ('000) Total
	Curent but not due	< 6 months	6month-1 years	1-2 years	2-3 years	> 3 years	
Undisputed trade receivables – considered good	-	500.00	-	96,051	1,14,574	8,32,281.66	10,43,406.34
Undisputed trade receivables – considered doubtful	-	-	-	-	-	2,61,711.36	2,61,711.36
Disputed trade receivables – considered good	-	-	-	-	-	-	-
Disputed trade receivables – considered doubtful	-	-	-	-	-	-	-
	-	500.00	-	96,051.08	1,14,573.60	10,93,993.02	13,05,117.70

10. Cash and cash equivalents

Cash on hand
Balance with banks
- On current accounts

31 March 2022
Rs. (000)

638.15

9,866.21

10,504.36

31 March 2021
Rs. (000)

549.44

21,346.58

21,896.02

11. Other current assets

	31 March 2022 Rs. (000)	31 March 2021 Rs. (000)
Prepaid expenses	1,344.55	2,042.44
Balances with government authorities (VAT, service tax etc)	307,418.61	306,619.55
Amount transferred to sahara-sebi account*	694,142.55	694,027.88
Advances to related parties	2,612.59	4,137.44
Advance to employees	1,681.32	1,963.84
Advance to parties	193,028.52	193,595.94
Doubtful	230,734.13	230,622.24
	428,056.55	430,319.46
Allowance for doubtful advances	(230,734.13)	(230,622.24)
	197,322.43	199,697.22
	1,200,228.14	1,202,387.10

*Hon'ble Supreme Court vide it's order dated 4th June, 2014 has directed to defreeze the Fixed Deposit account of the company subject to condition that total proceeds would be transferred to special account opened by the SEBI. Accordingly, the company has transferred an amount of Rs 694,027,883 to Sahara-SEBI Refund account. (refer note 31 for details)

12. Share capital

(a) Authorised equity share capital

Equity shares of INR 10 each issued and fully paid

	No.	Amount Rs. ('000)
At 31 March 2020	21,525,000	215,250.00
Increase/(decrease) during the year	-	-
At 31 March 2021	21,525,000	215,250.00
Increase/(decrease) during the year	-	-
At 31 March 2022	21,525,000	215,250.00

(b) Terms/ rights attached to equity shares

The Company has only one class of equity shares having par value of Rs.10 per share. Each holder of equity shares is entitled to one vote per share.

During the year ended 31 March 2022, the amount of per share dividend recognized as distributions to equity shareholders was Nil (31 March 2021: Nil).

In the event of liquidation of the Company, the holders of equity shares will be entitled to receive remaining assets of the Company, after distribution of all preferential amounts. The distribution will be in proportion to the number of equity shares held by the shareholders.

(c) Issued equity capital

Equity shares of INR 10 each issued and fully paid

	No.	Amount Rs. ('000)
At 31 March 2020	21,525,000	215,250.00
Increase/(decrease) during the year	-	-
At 31 March 2021	21,525,000	215,250.00
Increase/(decrease) during the year	-	-
At 31 March 2022	21,525,000	215,250.00

(d) Details of shareholders holding more than 5% shares in the company

Name of the shareholder

Equity shares of Rs.10 each fully paid

	No. / % holding	No. / % holding
Shri Subrata Roy Sahara	5200000 / 24.16	5200000 / 24.16
Sahara India Financial Corporation Limited	3076912 / 14.29	3076912 / 14.29
Sahara Prime City Limited	3261790 / 15.15	3261790 / 15.15
Bennett Coleman & Co. Limited	1100000 / 5.11	1100000 / 5.11

As per records of the company, including its register of shareholders/ members and other declarations received from shareholders regarding beneficial interest, the above shareholding represents both legal and beneficial ownerships of shares.

(e) Details of shares held by promoters

Name of the shareholder	No. / % holding	No. / % holding
Equity shares of Rs.10 each fully paid		
Shri Subrata Roy Sahara	5200000 / 24.16	5200000 / 24.16
Sahara India Financial Corporation Limited	3076912 / 14.29	3076912 / 14.29
Sahara Prime City Limited	3261790 / 15.15	3261790 / 15.15
Bennett Coleman & Co. Limited	1100000 / 5.11	1100000 / 5.11
Equity shares of Rs.10 each fully paid		
Shri Subrata Roy Sahara	5200000 / 24.16	5200000 / 24.16
Smt Swapna Roy	350000 / 1.63	350000 / 1.63
Shri O.P. Srivastava	1000000 / 4.65	1000000 / 4.65
Shri J.B.Roy	1000000 / 4.65	1000000 / 4.65
Shri Ishtiaque Ahmad	825000 / 3.83	825000 / 3.83
Sahara India Commercial Corporation Limited	1238500 / 5.75	1238500 / 5.75
Sain Processing and Weaving Mills Pvt Ltd	189500 / 0.88	189500 / 0.88
Sahara India Financial Corporation Limited	3076912 / 14.29	3076912 / 14.29
Sahara Prime City Limited	3261790 / 15.15	3261790 / 15.15

13. Other equity

	Share premium	Retained earnings	Other Comprehensive income	Non Controlling interest	Total Rs. ('000)
Balance as at 31 March 2020	2,084,850.00	(398,201.05)	945.61	497,451.94	1,608,842.43
Profit for the year		(78,752.13)		(13,424.38)	(79,073.46)
Other comprehensive income for the year (net of tax)			(321.33)	(22.42)	1,608,199.78
Balance as at 31 March 2021	2,084,850.00	(476,953.17)	624.28	484,005.14	3,137,968.75
Prior period item adjustment		(14,200.11)		(11,658.88)	(53,619.34)
Profit for the year		(39,419.24)		(9,981.73)	(39,341.46)
Other comprehensive income for the year (net of tax)			77.77	(259.37)	1,555,057.31
Balance as at 31 March 2022	2,084,850.00	(530,572.52)	702.05	462,105.16	4,600,065.26

14. Provisions

	31 March 2022 Rs. (000)	31 March 2021 Rs. (000)
Provision for employee benefits		
Provision for gratuity	2,545.56	1,790.53
Provision for leave benefits	249.89	234.68
Provision for gratuity of transferred employees	2,993.00	2,993.00
Provision for leave benefits of transferred employees	1,279.23	1,279.23
	7,067.69	6,297.44
Current	996.40	881.83
Non-Current	6,071.28	5,415.61
	7,067.69	6,297.44

15. Trade payables

	31 March 2022 Rs. (000)	31 March 2021 Rs. (000)
Due to micro and small enterprises	-	-
Due to others	536,442.13	535,608.71
	536,442.13	535,608.71

Particulars	Not due	Outstanding for following periods from due date of payment				31 March 2022
		< 1 year	1-2 years	2-3 years	> 3 years	Total
MSME	-	-	-	-	-	-
Others	-	6,381.70	791.92	246.75	529,021.76	536,442.13
Disputed dues-MSME	-	-	-	-	-	-
Disputed dues-Other	-	-	-	-	-	-
	-	6,381.70	791.92	246.75	529,021.76	536,442.13

Particulars	Not due	Outstanding for following periods from due date of payment				31 March 2021
		< 1 year	1-2 years	2-3 years	> 3 years	Total
MSME	-	-	-	-	-	-
Others	-	4,299.66	2,286.53	3,919.52	525,102.99	535,608.70
Disputed dues-MSME	-	-	-	-	-	-
Disputed dues-Other	-	-	-	-	-	-
	-	4,299.66	2,286.53	3,919.52	525,102.99	535,608.70

16. Other payables

	31 March 2022 Rs. (000)	31 March 2021 Rs. (000)
Security deposit	2,086.33	2,086.33
Payable to related Party (refer note-28)	7,797.14	6,257.64
Advance from customers	3,166.09	3,166.09
Others		
TDS payable	13,805.55	13,876.91
GST payable	28,804.35	28,807.23
Expenses payable	21,099.24	20,826.28
	76,758.70	75,020.47

17. Revenue from operations

	31 March 2022 Rs. (000)	31 March 2021 Rs. (000)
Television revenue	1,000	-
	1,000	-

18. Other income

	31 March 2022 Rs. (000)	31 March 2021 Rs. (000)
Notional interest income on security deposits	34.04	14.19
Interest income on fixed deposits with bank	31.44	43.58
Profit on sale of fixed assets	590.00	364.19
Credit balances written back	290.75	150.12
Excess provision written back	-	73.03
	946.23	645.09

19. (Increase)/ decrease in inventories

	31 March 2022 Rs. ('000)	31 March 2021 Rs. ('000)	(Increase)/decrease Rs. ('000)
Inventories at the end of the year			
Films	994.93	994.93	-
Television programmes	-	-	-
	994.93	994.93	-
Inventories at the beginning of the year			
Films	994.93	994.93	-
Television programmes	-	-	-
	994.93	994.93	-

20. Employee benefits expense

Salaries, wages and bonus
Contribution to provident and other funds
Staff welfare expenses

31 March 2022
Rs. (000)
6,884.56
502.20
9.66
7,396.41

31 March 2021
Rs. (000)
4,754.44
338.13
39.61
5,132.18

21. Finance costs

Interest on TDS

31 March 2022
Rs. (000)
1,245.00
1,245.00

31 March 2021
Rs. (000)
190.46
190.46

22. Other expenses

Bandwidth charges
Licence fees
Power and fuel
Rent
Rates and taxes
Insurance
Repairs and maintenance - others
Syndication expenses
Advertising and sales promotion
Travelling and conveyance
Freight charges
Printing and stationery
Meeting and conference
Communication costs
Legal and professional fees
Directors' sitting fees
Payment to auditor (Refer details below)
Provision for doubtful advances
Provision for doubtful debts
Bad debts / advances written off
Bank charges
Miscellaneous expenses

31 March 2022
Rs. (000)
1,166.67
2,298.32
-
2,964.25
412.90
1,844.24
271.93
654.00
414.78
265.52
-
50.48
10.53
31.01
1,771.53
560.00
795.00
16,294.99
111.88
-
0.28
846.08
30,764.39

31 March 2021
Rs. (000)
1,166.67
1,951.00
2.78
3,209.02
500.66
1,594.76
228.23
-
343.50
211.53
0.50
86.68
3.47
20.02
3,203.63
760.00
795.00
-
50,302.28
35.57
1.83
1,394.08
65,811.22

Payment to auditor

As auditor:
Audit fee
Limited Review

31 March 2022
Rs. (000)
495.00
300.00
795.00

31 March 2021
Rs. (000)
495.00
300.00
795.00

23. Earnings per share (EPS)

The following reflects the profit and share data used in the basic and diluted EPS computations:

	31 March 2022 Rs. (000)	31 March 2021 Rs. (000)
Net profit/ (loss) for calculation of basic & diluted EPS	(39,419.24)	(78,752.13)
Weighted average number of equity shares in calculating basic & diluted EPS [nominal value of share Rs. 10 (31 March 2021: Rs. 10)]	21,525,000	21,525,000
Earnings per share (basic & diluted)	(1.83)	(3.66)

As per our report of even date

For **D.S. Shukla & Co.**
Firm Registration No. 000773C
Chartered Accountants

A.K. Dwivedi
Partner
Membership No. 078297
Lucknow: July 11, 2022

For and on behalf of the Board of Directors of
Sahara One Media and Entertainment Limited

A. K. Srivastava
Director
DIN- 02323304

P. C. Tripathy
Chief Financial Officer

Rana Zia
Whole Time Director
DIN - 07083262

Shivani Singh Yadav
Company Secretary

24. Gratuity and other post-employment benefit plans:

The Company has a defined benefit gratuity plan. Every employee who has completed five years or more of service gets a gratuity on departure at 15 days salary (last drawn salary) for each completed year of service.

The following tables summarize the components of net benefit expense recognized in the statement of profit and loss and amounts recognized in the balance sheet for the respective plans. The liability is not funded.

Statement of profit and loss

Net employee benefit expense recognized in the employee cost

	Gratuity		Leave Encashment	
	31 March 2022 Rs. ('000)	31 March 2021 Rs. ('000)	31 March 2022 Rs. ('000)	31 March 2021 Rs. ('000)
Current service cost	92.89	68.16	24.12	23.00
Interest cost on benefit obligation	123.55	115.66	16.2	15.86
Defined benefit cost included in P & L	216.45	183.83	40.32	38.86
Re-measurements - due to financial assumptions	(22.28)	6.43	(2.69)	1.28
Re-measurements - due to experience adjustments	560.87	(51.98)	(22.40)	(31.95)
Total re-measurements in OCI	538.59	29.55	(25.09)	(30.67)
Total defined benefit cost recognized in P&L and OCI	755.04	46.22	15.22	158.00

Current and non-current liability and asset

	Gratuity		Leave Encashment	
	31 March 2022 Rs. ('000)	31 March 2021 Rs. ('000)	31 March 2022 Rs. ('000)	31 March 2021 Rs. ('000)
Non-current assets	-	-	-	-
Current liabilities	901.48	828.88	58.87	56.32
Non current liabilities	1,644.08	961.65	191.01	178.35
Non current liabilities **	2,993.00	2,993.00	1,279.23	1,279.23

**The above liability pertains to continuing employees and liability of Rs. ('000) 2993.00 towards gratuity and Rs. ('000) 1279.23 towards leave encashment pertaining to transferred employees has been shown in note 14 under caption "provision for gratuity of transferred employees".

Changes in the present value of the defined benefit obligation are as follows:

	Gratuity		Leave Encashment	
	31 March 2022 Rs. ('000)	31 March 2021 Rs. ('000)	31 March 2022 Rs. ('000)	31 March 2021 Rs. ('000)
Opening defined benefit obligation	1,790.53	1,652.26	226.49	234.67
Current service cost	92.89	68.17	23.00	24.12
Interest cost	123.54	115.66	15.86	16.20
Re-measurements - due to financial assumptions	(22.28)	6.43	1.28	(2.69)
Re-measurements - due to experience adjustments	560.87	(51.98)	(31.95)	(22.40)
Closing defined benefit obligation	2,545.55	1,790.53	234.67	249.89

Changes in the fair value of plan assets are as follows:

	Gratuity		Leave Encashment	
	31 March 2022 Rs. ('000)	31 March 2021 Rs. ('000)	31 March 2022 Rs. ('000)	31 March 2021 Rs. ('000)
Opening fair value of plan assets	-	-	-	-
Expected return on plan assets	-	-	-	-
Contributions by employer	-	-	-	-
Benefits paid	-	-	-	-
Actuarial Gain on plan assets	-	-	-	-
Closing fair value of plan assets	-	-	-	-

The Best Estimate Contribution for the Company during the next year would be for gratuity Rs. ('000) 1130.91 and for leave encashment Rs. ('000) 101.62.

The principal assumptions used in determining gratuity obligations for the company's plans are shown below:

	Gratuity		Leave Encashment	
	31 March 2022 Rs. ('000)	31 March 2021 Rs. ('000)	31 March 2022 Rs. ('000)	31 March 2021 Rs. ('000)
Discount rate per annum compound	7.10%	6.90%	7.10%	6.90%
Salary growth rate (p.a.)	6.00%	6.00%	6.00%	6.00%
Expected rate of return on assets (p.a.)	NA	NA	NA	NA

The estimates of future salary increase, considered in actuarial valuation, take account of inflation, seniority, promotion and other relevant factors, such as supply and demand in the employment market.

Discontinuance Liability

Amount payable upon discontinuance of all employment is for gratuity Rs. ('000) 2599.19 and for leave encashment Rs. ('000) 259.30.

25. Leases

Operating lease: company as lessee

The Company has entered into operating cancellable lease agreements for its office premises/ Godown for a period of 3-5 years. There are no clauses relating to renewal / escalation. There are no subleases. The lease rental charged during the year is as follows:

	31 March 2022 Rs. ('000)	31 March 2021 Rs. ('000)
Lease payments recognized in statement of profit and loss account for the year	2,964.25	3,209.02
	2,964.25	3,209.02

Operating lease: company as lesser

The Company has entered into operating cancellable lease agreements for its equipment. There are no clauses relating to renewal / escalation. The lease rental received during the year is as follows:

	31 March 2022 Rs. ('000)	31 March 2021 Rs. ('000)
Lease income recognized in statement of profit and loss account for the year	-	83,205.61
	-	83,205.61

The company has given certain assets on lease rent under operating lease, which is in nature of 'cancellable lease', the relevant information is as under:

Sl. No.	Particulars	Cost of Acquisition Amount Rs. ('000)	Accumulated Depreciation Amount Rs. ('000)
a.	Plant & Machinery	3,97,750.71	3,72,367.38
b.	Vehicle	3,071.69	2,918.11
c.	Computers	1,40,531.23	1,37,788.55
d.	A. C.	21,169.33	20,119.66
e.	Camera	1,80,776.52	1,69,688.48
f.	Communication Equipment	93,167.78	88,509.39
g.	D G Set	8,851.78	8,305.26
h.	Electrical Equipment	25,796.17	24,506.36
i.	Furniture & Fixture	25,837.62	24,545.74
j.	Office Equipment	2,095.49	1,990.72
k.	Studio Equipment	8,98,148.92	8,43,549.49
l.	V Sat	1,21,839.48	1,15,747.50

Depreciation of Rs. ('000) 10,448.32 has been debited to Profit & Loss Account on the above leased assets. It is included in depreciation amount as shown in Profit & Loss Account. However, no lease revenue against the above lease have been recognised in the books as company is not able to issue invoices because of cancellation of certificate by GST department.

26. Segmental Information:

Business Segments:

The Company operating businesses are organized and managed separately according to the nature of services provided, with each segment representing a strategic business unit that serves different markets. The Company principal business is sale of television programmes and motion pictures production and distribution.

	Continuing Operations				Consolidated			
	Television		Motion Pictures		Leasing		Total	
	2021 Rs. ('000)	2020 Rs. ('000)	2021 Rs. ('000)	2020 Rs. ('000)	2021 Rs. ('000)	2020 Rs. ('000)	2021 Rs. ('000)	2020 Rs. ('000)
REVENUE								
External sales	1,000.00	-	-	-	-	-	-	-
Other income	-	-	-	-	-	-	-	-
Inter-segment sales	-	-	-	-	-	-	-	-
Total revenue	1,000.00	-	-	-	-	-	-	-
RESULT								
Segment result	(15,948.99)	(50,302.28)	(111.88)	-	(20,835.62)	(32,140.17)	(36,896.50)	(82,442.45)
Unallocated expenses							(10,891.76)	(12,569.21)
Operating profit/ (loss)							(47,788.26)	(95,011.66)
Finance costs							(1245.00)	(190.46)
Other income							946.23	719.99
Exceptional Items							-	-
Profit before tax							(48,087.03)	(94,482.13)
Income taxes							1,313.94	(2,305.61)
Net profit							(49,400.96)	(92,176.51)
Other comprehensive income for the year							(181.59)	(343.75)
Total comprehensive income for the year							(49,582.55)	(92,520.26)
Segment assets	6,877.55	23,284.43	1,93,635.41	1,93,635.41	5,71,133.64	6,14,818.73	8,31,738.57	8,31,738.57
Unallocated corporate assets							20,80,956.61	20,92,964.27
Total assets							28,52,603.21	29,24,702.84
Segment liabilities	4,16,711.52	4,16,711.52	13,350.42	13,350.42	1,62,465.22	1,58,365.10	5,88,427.04	5,88,427.04
Unallocated corporate liabilities							27,741.35	28,499.57
Total liabilities							6,20,268.51	6,16,926.61
Other segment information								
Capital expenditures : Tangible assets							66.00	103.53
Depreciation	-	-	-	-	-	-	10,627.45	23,993.35
Other non-cash expenses	-	-	-	-	-	-	16,406.87	50,337.86

Geographical Segments – The Company operates in one geographical segment, i.e., India

27. Related party disclosures

Related parties with whom transactions have taken place during the year

Related parties where control exists irrespective of whether transactions have occurred or not :- Major shareholders having control over the company	Shri Subrata Roy Sahara Shri Joy Broto Roy Smt Swapna Roy
Enterprises owned or significantly influenced by major shareholders, key management personnel or their relatives	Aamby Valley Ltd. Sahara Global Mastercraft Ltd. Sahara Hospitality Ltd. Sahara India Commercial Corporation Ltd. Sahara India Mass Communication, partnership firm Sahara India Tourism Development Corporation Ltd. Sahara India, partnership firm Sahara Infrastructure & Housing Ltd. Sahara Prime City Limited Sahara India Financial Corporation Limited
Subsidiary company	Sahara Sanchar Ltd.
Key Management Personnel	Smt. Rana Zia, Wholetime Director Shri P C Tripathy, Chief Finance Officer Ms. Shivani Singh Yadav, Company Secretary
Key Management Personnel (Subsidiary)	Shri Nadeem Mohsin, Manager Shri Rajiv Kumar, Chief Finance Officer Shri Martand Vikram Gupta, Company Secretary

Related party transactions

The following table provides the total amount of transactions that have been entered into with related parties for the relevant financial year:

A. Transaction during the year

		31 March 2022 Rs (000)	31 March 2021 Rs (000)
Sahara India Commercial Corporation Ltd.	Amount paid on our behalf	(730.86)	(832.86)
Sahara India Commercial Corporation Ltd.	Advance transferred/ paid	1649.71	1,840.07
Sahara India Commercial Corporation Ltd.	Amount received	(1237.52)	(1,600.00)
Sahara Hospitality Ltd.	Expenses recovered	51.54	143.42
Sahara Hospitality Ltd.	Other expenses	25.88	-
Sahara India Financial Corporation Ltd.	Other expenses	1200.00	500.00
Sahara India Financial Corporation Ltd.	Security Deposit	-	500.00
Master Chemical	Amount paid	-	14.91
Sahara Universal Mining Corporation Ltd.	Advance transferred	-	(526.02)
Sahara India	Advance transferred	-	138.14
Sahara India	Amount paid on our behalf	(236.76)	(99.83)
Sahara India Financial Corporation Limited	Rent paid	1,682.05	1,682.05
Sahara India Commercial Corporation Ltd.	Rent paid	38.94	38.94
Sahara India Commercial Corporation Ltd.	Fund received against outstanding	2000.00	3,400.00
Sahara India Mass Communication	Amount paid on our behalf	-	1,007.87
Sahara India Commercial Corporation Ltd.	Amount paid on our behalf	1986.74	799.17

B. Security Deposit

	31 March 2022 Rs. (000)	31 March 2021 Rs. (000)
Sahara India Financial Corp. Ltd	500.00	500.00

C. Loans and advances

	31 March 2022 Rs. (000)	31 March 2021 Rs. (000)
Aamby Valley Ltd.	8.03	8.03
Sahara Hospitality Ltd.	173.27	146.82
Sahara Global Mastercraft Ltd.	2.40	2.40
Sahara India Tourism Development Corporation Ltd.	20.28	20.28
Master Chemical	14.91	14.91
Sahara Sanchaar Ltd.	81.00	81.00
Sahara India Financial Corp. Ltd.	567.12	837.12

D. Trade receivables

	31 March 2022 Rs. (000)	31 March 2021 Rs. (000)
Sahara India Commercial Corporation Ltd.	1,003,122.49	1,007,148.17
Sahara India Mass Communication	11,486.18	11,486.18

E. Trade payables

	31 March 2022 Rs. (000)	31 March 2021 Rs. (000)
Aamby Valley City Developer Limited	110.32	110.32
Sahara India Financial Corporation Limited	7,686.82	6,147.32
Sahara Infrastructure & Housing Ltd.	1,957.57	1,957.57
Sahara India	547.73	310.97
Sahara India Commercial Corporation Ltd.	1095.00	776.33
Sahara India Mass Communication	357.18	357.18
Sahara Universal Mining Corporation Ltd.	526.02	526.02

F. Remuneration to key managerial personnel (including director sitting fees)

	31 March 2022 Rs. (000)	31 March 2021 Rs. (000)
Smt. Rana Zia	1326.26	1197.13
Shri A K Srivastava	160.00	160.00
Shri P. C. Tripathy	1196.64	940.58
Ms. Shivani Singh Yadav	424.58	637.17
Shri Nadeem Mohsin	1661.33	-
Shri Rajiv Kumar	855.66	866.60
Shri Martand Vikram Gupta	751.55	684.25

The remuneration to the key managerial personnel does not include the provisions made for gratuity and leave benefits, as they are determined on an actuarial basis for the Company as a whole.

28. Capital and other commitments

Estimated amount of contracts remaining to be executed on capital account and not provided for, are Rs. Nil.

29. Contingent liabilities:

	31 March 2022 Rs. (000)	31 March 2021 Rs. (000)
a) Income Tax in respect of Assessment Years 2000-01 to 2017-18 in respect of which the Company has gone on appeal. Based on judicial pronouncements, the Company's claim is likely to be accepted by the appellate authorities.	737,873.56	737,873.56
b) Custom case pending at appellate authorities in respect of financial year 2008-09.	445.00	445.00
c) Outstanding Bank Guarantees	25.00	25.00
d) Contingent liability on account of service tax demand (under appeal)	133,811.14	133,811.14

Related party transactions

The Company is contesting the demands and the management, including its tax advisors, believe that its position will likely be upheld in the appellate process. No tax expense has been accrued in the financial statements for the tax demand raised. The management believes that the ultimate outcome of this proceeding will not have a material adverse effect on the company's financial position and results of operations.

In the Opinion of the Board of Directors, any of the assets other than fixed assets and non-current investments are approximately of the value stated if realized in the ordinary course of the business. The provisions for all known liabilities have adequately been made and are not in excess of the amounts reasonably necessary. There is no contingent liability other than those stated above.

The company has filed an appeal before Hon'ble Central Excise & Service Tax Appellate Tribunal (CESTAT) against the order dated 09/02/2017 passed by the Commissioner of Service Tax, Noida in which demand of service tax of Rs. 11,27,06,664/- was made. Against such demand, company has deposited Rs. 84,53,000/- (7.5% of total demand) through available service tax receivable balance.

Similarly, company has also filed appeal before Hon'ble Central Excise & Service Tax Appellate Tribunal (CESTAT) against the order dated 27/12/2017 passed by the Commissioner Central Goods & Service Tax, Noida in which demand of service tax of Rs. 3,19,54,030/- was made. Against such demand, company has deposited Rs. 23,96,552/- (7.5% of total demand) through available service tax receivable balance.

30. In the matter of dispute in respect of repayment of Optionally Fully Convertible Debentures (OFCDs) by two group companies, namely M/s Sahara India Real Corporation Limited & Sahara Housing Investment Corporation Limited, the Hon'ble Supreme Court of India vide its order dated 21-11-2013 had directed that Sahara Group of Companies shall not part with movable and immovable properties and accordingly Security and Exchange Board of India (SEBI) has seized the company's fixed deposit and non-current investment. Subsequent to this, Hon'ble Supreme Court vide its order dated 4th June, 2014 has directed to defreeze the fixed deposit account of the company subject to condition that total proceeds would be transferred to special account opened by the SEBI. Accordingly, the company has transferred an amount of Rs. ('000) 694,027.88 to Sahara-SEBI Refund account. However, the company's management strongly believes that the money deposited is recoverable and will be received back along with interest, as the amount in Sahara - SEBI refund account is in the shape of fixed deposit. However, the company has not accrued any interest on this amount.

31. Unhedged foreign currency exposure

Particulars of unhedged foreign currency exposure as at the reporting date

Particulars	Amount
Advance from customers	USD 41,203 (31 March 2021: USD 41,203) Rs. ('000) 2,578.93 (31 March 2021: Rs. ('000) 2,578.93)

32. Details of dues to micro and small enterprises as defined under the Micro, Small and Medium Enterprises (MSMED) Act, 2006

As per the information available with the Company, no amounts are due to Micro, Small and Medium Enterprises as per MSMED Act, 2006 as at 31 March 2022.

33. Deferred tax assets on accumulated losses have not been recognised as there is no virtual certainty of sufficient taxable income in future.

34. a) Expenditure in foreign currency (accrual basis) - Nil
b) Earnings in foreign currency (accrual basis)

	31 March 2022 Rs. (000)	31 March 2021 Rs. (000)
Revenue from operations – sale of content	-	-
	-	-

35. Fair Value Measurements

‘Fair value’ is the price that would be received to sell an asset or paid to transfer a liability in an orderly transaction between market participants at the measurement date in the principal or, in its absence, the most advantageous market to which the Company has access at that date. The fair value of a liability reflects its non-performance risk. The best evidence of the fair value of a financial instrument on initial recognition is normally the transaction price – i.e., the fair value of the consideration given or received.

Classification of financial assets and liabilities

	31 March 2021			31 March 2020		
	FVPL	FVOCI	Amortised cost	FVPL	FVOCI	Amortised cost
Non-current financial assets						
Investments	-	-	17,052.49	-	-	16,720.59
Other financial assets	-	-	11,134.58	-	-	11,863.79
Current financial assets						
Investments	-	-	-	-	-	-
Other financial assets	-	-	1,107.88	-	-	1,191.11
Trade receivables	-	-	10,22,585.67	-	-	10,43,406.34
Cash and cash equivalents	-	-	10,504.36	-	-	21,896.02
Total Financial Asset	-	-	10,62,384.97	-	-	10,95,077.85
Non current financial liabilities						
Net employee defined benefit liabilities	-	6,071.28	-	-	5,415.61	-
Current Financial Liabilities						
Trade payables	-	-	5,36,442.13	-	-	5,35,608.71
Other payables	-	-	76,758.70	-	-	75,020.47
Net employee defined benefit liabilities	-	996.40	-	-	881.83	-
Total Financial Liabilities	-	7,067.69	6,13,200.83	-	6,297.44	6,10,629.17

i) Fair Value hierarchy of financial assets and liabilities

This section explains the judgements and estimates made in determining the fair value of the financial instruments that are (a) recognised and measured fair value and (b) measured at amortised cost and for which fair values are disclosed in the financial statements. To provide an indication about the reliability of the inputs used in determining fair value, the company has classified its financial instruments into the three levels prescribed under the accounting standard. An explanation of each level follows underneath the table.

Financial assets and liabilities measured at fair value- recurring fair value measurement March 31, 2022	Level 1	Level 2	Level 3	Total
Financial assets				
Investments	-	-	17,052.49	17,052.49
Total financial assets	-	-	17,052.49	17,052.49

Financial assets and liabilities measured at amortised cost for which fair values are disclosed at March 31, 2022	Level 1	Level 2	Level 3	Total
Non-current financial assets				
Other financial assets	-	-	11,134.58	11,134.58
Total financial assets	-	-	11,134.58	11,134.58

Financial assets and liabilities measured at fair value- recurring fair value measurement March 31, 2021	Level 1	Level 2	Level 3	Total
Financial assets				
Investments	-	-	16,720.59	16,720.59
Total financial assets	-	-	16,720.59	16,720.59

Financial assets and liabilities measured at amortised cost for which fair values are disclosed at March 31, 2022	Level 1	Level 2	Level 3	Total
Non-current financial assets				
Other financial assets	-	-	11,863.79	11,863.79
Total financial assets	-	-	11,863.79	11,863.79

The carrying value of current trade receivables, cash and cash equivalents, current loans, trade payables and other financial assets and liabilities are considered to be the same as their fair values due to their short-term nature. The fair value of financial instruments as referred to in note above have been classified into three categories depending on the inputs used in valuation technique. The hierarchy gives highest priority to quoted prices in active market for identical assets or liabilities (Level 1 measurement) and lowest priority to unobservable inputs (Level 3 measurement).

The categories used are as follows:

Level-1 Hierarchy includes financial instruments measured using quoted price.

Level-2 The fair value of financial instruments that are not traded in an active market is determined using valuation technique which maximise the use of observable market data and rely as little as possible on entity-specific estimates. If all significant inputs required to fair value an instrument are observable, the instrument is included in Level-2.

Level -3 If one or more of the significant inputs is not based on observable market data, the instrument is included in level 3.

ii) Valuation technique used to determine fair value

Specific valuation technique used to value financial instruments include:

1) The mutual funds are valued using closing NAV available in the market.

36. Financial Risk Management

Risk management framework

The Company's activities expose it to a variety of financial risks, including market risk, credit risk and liquidity risk. The Company's primary risk management focus is to minimize potential adverse effects of market risk on its financial performance. The Company's risk management assessment and policies and processes are established to identify and analyse the risks faced by the Company, to set appropriate risk limits and controls, and to monitor such risks and compliance with the same. Risk assessment and management policies and processes are reviewed regularly to reflect changes in market conditions and the Company's activities. The Board of Directors and the management is responsible for overseeing the Company's risk assessment and management policies and processes.

(A) Credit Risk

Credit risk arises when a counterparty defaults on its contractual obligations to pay resulting in financial loss to the Company. The Company deals with creditworthy counterparties as a means of mitigating the risk of financial loss from defaults. The Company uses publicly available financial information and its own trading records to rate its major customers. The Company's exposure and credit ratings of its counterparties are regularly monitored and the aggregate value of transactions concluded is spread amongst counterparties.

i) Credit Risk Management –

Financial instruments and cash deposits

The Company maintains exposure in cash and cash equivalents, term deposits with banks and investments in mutual funds. The credit worthiness of such banks and financial institutions is evaluated by the management on an ongoing basis and is considered to be good. As a practice, the company only invests with high rated banks/ institutions. The Company's maximum exposure to credit risk as at March 31, 2022 and March 31, 2021 is the carrying value of each class of financial assets as disclosed in note 5 and note 9.

Security deposits given to lessors

The Company has given security deposit to lessors for premises leased by it as at March 31, 2022 and March 31, 2021. The credit worthiness of such lessors is evaluated by the management on an ongoing basis and is considered to be good.

Trade receivables

Trade receivables are typically unsecured and are derived from revenue earned from customers. Credit risk has been managed by the Company through credit approvals, establishing credit limits and continuously monitoring the creditworthiness of customers to which the Company grants credit terms in the normal course of business. Exposures to customers outstanding at the end of each reporting period are reviewed by the Company to determine incurred and expected credit losses. Historical trends of impairment of trade receivables do not reflect any significant credit losses. Given that the macroeconomic indicators affecting customers of the Company have not undergone any substantial change, the Company expects the historical trend of minimal credit losses to continue.

(B) Liquidity Risk

Liquidity risk is the risk that the Company will not be able to meet its financial obligations as they become due. The responsibility for liquidity risk management rests with the Board of directors, which has an appropriate liquidity risk management framework for the management of the Company's short-, medium- and long-term funding and liquidity management requirements. The Company manages liquidity risk by maintaining adequate reserves, banking facilities by regularly monitoring forecast and actual cash flows.

(C) Market Risk

Market risk is the risk that the fair value or future cash flows of a financial instrument will fluctuate because of changes in market prices. Market risk comprises three types of risk: currency risk, interest rate risk and other price risk such as equity price risk. The objective of market risk management is to manage and control market risk exposures within acceptable parameters, while optimising the return.

Foreign currency risk exposure: The Company does not have any exposure to foreign currency risk as at March 31, 2022 (Previous year- Nil).

Interest rate risk The Company does not have any borrowings and is thus not exposed to interest rate risk as at March 31, 2022 (Previous year- Nil).

Price risk The company's exposure to investments arises from investment held by the company in mutual funds and classified in the balance sheet as fair value through profit or loss. Investments in equity shares of subsidiaries are held for strategic purpose and are not trading in nature.

37. Additional information, as required under schedule III to the Companies Act, 2013, of enterprises consolidated as subsidiary

Name of the enterprise	Net assets i.e. total assets minus total liabilities		Share in Profit & Loss		Share in other comprehensive income		Share in total comprehensive income	
	% of consolidated net assets	Amount Rs ('000)	% of consolidated Profit & Loss	Amount Rs ('000)	% of consolidated other comprehensive income	Amount Rs ('000)	% of consolidated total comprehensive income	Amount Rs ('000)
Parent								
Sahara One Media and Entertainment Limited	81.69	18,23,666.29	55.91	(27,621.07)	-	384.34	54.93	(27,236.73)
Subsidiary								
Sahara Sanchaar Ltd.	18.31	4,08,668.40	44.09	(21,779.89)	-	(565.93)	45.07	(22,345.82)
		22,32,334.69		(49,400.96)		(181.59)		(49,582.55)

38. Enterprises consolidated as subsidiary in accordance with Indian accounting statnderd 110- Cosolidated financial statements

Sr. No.	Name of the enterprise	Country of Incorporation	Proportion of ownership interest
1.	Sahara Sanchaar Limited	India	54.17%

39. Ratio Analysis and its elements

Ratio	Numerator	Denominator	31 March 2022	31 March 2021	% change	Reason for variance
Current ratio	Current Assets	Current Liabilities	3.64	3.71	-1.95%	-
Debt- Equity Ratio	Total Debt	Shareholder's Equity	NA	NA	NA	-
Debt Service Coverage ratio	Earnings for debt service = Net profit after taxes + Non-cash operating expenses	Debt service = Interest & Lease Payments + Principal Repayments	NA	NA	NA	-
Return on Equity ratio	Net Profits after taxes – Preference Dividend	Average Shareholder's Equity	-0.18	-0.37	-49.95%	Reduction in other expenses due to less Provision for doubtful debts by Rs 3400.73 Lakhs
Inventory Turnover ratio	Cost of goods sold	Average Inventory	NA	NA	NA	-
Trade Receivable Turnover Ratio	Net credit sales = Gross credit sales - sales return	Average Trade Receivable	NA	NA	NA	-
Trade Payable Turnover Ratio	Net credit purchases = Gross credit purchases - purchase return	Average Trade Payables	NA	NA	NA	-
Net Capital Turnover Ratio	Net sales = Total sales - sales return	Working capital = Current assets – Current liabilities	0.00	-	NA	-
Net Profit ratio	Net Profit	Net sales = Total sales - sales return	-39.42	-	NA	-
Return on Capital Employed	Earnings before interest and taxes	Capital Employed = Tangible Net Worth + Total Debt + Deferred Tax Liability	-0.02	-0.04	-47.38%	Reduction in other expenses due to less Provision for doubtful debts by Rs 3400.73 Lakhs
Return on Investment	Interest (Finance Income)	Investment	NA	NA	NA	-

40. Other Statutory Information

- (i) The Company do not have any Benami property, where any proceeding has been initiated or pending against the Company for holding any Benami property.
- (ii) Title deed of immovable properties are held in the name of the company.
- (iii) The company has not undertaken any revaluation of its property, plants or equipment during the year. Thus, no disclosure requirement is there under this clause.
- (iv) The company is not a wilful defaulter as company has not taken any loan from any bank or financial institutions or any other lender.
- (v) The company is not covered under section 135 of Companies Act. Thus, no disclosure requirements are there under this clause.
- (vi) The Company have following transactions with companies struck off under section 248 of the Companies Act, 2013 or section 560 of Companies Act, 1956

Name of struck off Company	Nature of transactions with struck-off Company	Balance outstanding	Relationship with the Struck off company, if any, to be disclosed
Maximum Entertainment Pvt Ltd	Payables	3,93,93,187	
Frontline Trade Private Ltd	Receivables	2,41,27,950	
Filidian Impex (India) Pvt Ltd.	Receivables	1,37,95,00	

- (vii) The Company do not have any charges or satisfaction which is yet to be registered with ROC beyond the statutory period,
- (viii) The Company have not traded or invested in Crypto currency or Virtual Currency during the financial year.
- (ix) The Company have not advanced or loaned or invested funds to any other person(s) or entity(ies), including foreign entities (Intermediaries) with the understanding that the Intermediary shall:
 - (a) directly or indirectly lend or invest in other persons or entities identified in any manner whatsoever by or on behalf of the company (Ultimate Beneficiaries) or
 - (b) provide any guarantee, security or the like to or on behalf of the Ultimate Beneficiaries
- (x) The Company have not received any fund from any person(s) or entity(ies), including foreign entities (Funding Party) with the understanding (whether recorded in writing or otherwise) that the Company shall:
 - (a) directly or indirectly lend or invest in other persons or entities identified in any manner whatsoever by or on behalf of the Funding Party (Ultimate Beneficiaries) or
 - (b) provide any guarantee, security or the like on behalf of the Ultimate Beneficiaries,
- (xi) The Company does have not any such transaction which is not recorded in the books of accounts that has been surrendered or disclosed as income during the year in the tax assessments under the Income Tax Act, 1961 (such as, search or survey or any other relevant provisions of the Income Tax Act, 1961).

41. Previous year's figures have been regrouped where necessary to conform to this year's classification.

As per our report of even date

For and on behalf of the Board of Directors of
Sahara One Media and Entertainment Limited

For **D.S. Shukla & Co.**
Firm Registration No. 000773C
Chartered Accountants

A. K. Srivastava
Director
DIN- 02323304

Rana Zia
Whole Time Director
DIN - 07083262

A.K. Dwivedi
Partner
Membership No. 078297
Lucknow: July 11, 2022

P. C. Tripathy
Chief Financial Officer

Shivani Singh Yadav
Company Secretary

Annexure-1
Form No. MGT-9
EXTRACT OF ANNUAL RETURN

As on the Financial Year ended on 31st March, 2022
[Pursuant to Section 92(3) of the Companies Act, 2013 and rule 12(1) of the
Companies (Management and Administration) Rules, 2014]

I. REGISTRATION AND OTHER DETAILS:

CIN:	U74140WB1997PLC112293
Registration Date:	11/12/1997
Name of the Company:	Sahara Sanchaar Limited
Category/ Sub Category of the Company:	Public Limited Company
Address of the registered office and contact details:	Sahara India Sadan, 2A, Sahakespeare Sarani Kolkata West Bengal- 700071 Email ID: command.statutory@sahara.in
Whether listed company:	NO
Name, Address and Contact details of Registrar and Transfer Agent, if any:	N/A

II. PRINCIPAL BUSINESS ACTIVITIES OF THE COMPANY:

All the business activities contributing 10% or more of the total turnover of the company shall be stated:

S.No	Name and Description of main products/services	NIC Code of the Product/Services	% to total turnover of the Company
1.	Broadcasting and programming activities	602 Television programming and broadcasting activities	100

III. PARTICULARS OF HOLDING, SUBSIDIARY AND ASSOCIATE COMPANIES:

S.No	Name and address of the Company	CIN/GLN	Holding/Subsidiary/Associate	% of Shares Held	Applicable Section
1.	Sahara One Media and Entertainment Limited	U74140WB1997PLC112293	Holding	54.17	2(46)

IV. SHAREHOLDING PATTERN (Equity Share Capital Breakup as percentage of total Equity:

i) Category Wise Shareholding:

Categories of Shareholders	No. of Shares held at the beginning of the year				No. of the shares held at the end of the year				% Change during the year
	Demat	Physical	Total	% of Total Shares	Demat	Physical	Total	% of Total Shares	
A. Promoter									
1. Indian									
a) Individual	-	2910000	2910000	0.66	-	2910000	2910000	0.66	-
b) Central Govt.	-	-	-	-	-	-	-	-	-
c) State Govt(s)	-	-	-	-	-	-	-	-	-
d) Bodies Corporate	-	440872790	440872790	99.34	-	440872790	440872790	99.34	
e) Banks/FIs	-	-	-	-	-	-	-	-	-
f) Any other(s)	-	-	-	-	-	-	-	-	-
Sub Total(A)(1)	-	443782790	443782790	100	-	443782790	443782790	100	-
2. Foreign									
a) NRIs Individual	-	-	-	-	-	-	-	-	-
b) Other Individuals	-	-	-	-	-	-	-	-	-
c) Bodies Corporate	-	-	-	-	-	-	-	-	-
d) Banks/FI	-	-	-	-	-	-	-	-	-
e) Any other(s)	-	-	-	-	-	-	-	-	-
Sub Total(A)(2)	-	-	-	-	-	-	-	-	-
Total Shares of Promoters(A)= (A)(1)+(A)(2)	-	443782790	443782790	100	-	443782790	443782790	100	-
B. Public Shareholding									
1. Institutions									
a) Mutual Funds/ UTI	-	-	-	-	-	-	-	-	-
b) Banks/FI	-	-	-	-	-	-	-	-	-
c) Central Govt.	-	-	-	-	-	-	-	-	-
d) State Govt.	-	-	-	-	-	-	-	-	-
e) Venture Capital Funds	-	-	-	-	-	-	-	-	-
f) Insurance Companies	-	-	-	-	-	-	-	-	-
g) FII	-	-	-	-	-	-	-	-	-
h) Foreign Venture Capital Funds	-	-	-	-	-	-	-	-	-
i) Any Other	-	-	-	-	-	-	-	-	-
Sub-Total (B)(1)	-	-	-	-	-	-	-	-	-
2. Non-institutions									
a) Bodies Corporate	-	-	-	-	-	-	-	-	-
i) Indian	-	-	-	-	-	-	-	-	-
ii) Overseas	-	-	-	-	-	-	-	-	-
b) Individuals									
i) Individuals shareholders holding nominal share capital up to Rs 1 lakh	-	-	-	-	-	-	-	-	-
ii) Individual shareholders holding nominal share capital in excess of Rs. 1 lakh.	-	-	-	-	-	-	-	-	-
c) Other (specify)	-	-	-	-	-	-	-	-	-

Hindu Undivided Family	-								-
Sub-Total (B)(2)	-	-	-	-	-	-	-	-	-
Total Public Shareholding (B)= (B)(1)+(B)(2)	-	-	-	-	-	-	-	-	-
C. Shares held by Custodians for GDRs & ADRs	-	-	-	-	-	-	-	-	-
Grand Total (A)+(B)+(C)	-	443782790	443782790	100	-	443782790	443782790	100	-

ii) Shareholding of Promoters:

Sl. No.	Shareholders Name	Shareholding at the beginning of the year			Shareholding at the end of the year			% Change in share holding during the year
		No. of Shares	% of total Shares of the company	% of Shares Pledged / encumbered to total shares	No. of Shares	% of total Shares of the company	% of Shares Pledged / encumbered to total shares	
1.	Shri Subrata Roy Sahara	180000	0.41	-	180000	0.41	-	-
2.	Smt. Swapna Roy	36000	0.08	-	36000	0.08	-	-
3.	Shri O.P. Srivastava	36000	0.08	-	36000	0.08	-	-
4.	Shri J.B. Roy	36000	0.08	-	36000	0.08	-	-
5.	Shri Ashok Roy Choudhary	3000	0.01	-	3000	0.0067	-	-
6.	M/s Sahara India Commercial Corporation Limited	38081279	85.81	-	20037801	45.15	-	-
7.	M/s Sahara India Financial Corporation Limited	6000	0.01	-	6000	0.01	-	-
8.	M/s Sahara One Media and Entertainment Limited	6000000	13.52	-	24043478	54.17	-	-
	Total	44378279	100	-	44378279	100	-	-

iii) Change in Promoter's Shareholding:

Sahara One Media and Entertainment Limited

Sl. No.		Shareholding at the beginning of the year		Cumulative Shareholding during the year	
		No. of Shares	% of total Shares of the Company	No. of Shares	% of total Shares of the Company
1	At the Beginning of the Year	6000000	13.52		
2	Date wise increase/decrease in promoters Shareholding during the Year 20.12.2018 Reason for increase/decrease	18043478 Investment made by the Company in Sahara Sanchaar Limited by purchase of 1,80,43,478 (One Crore Eighty Lakh Forty Three Thousand Four Hundred Seventy Eight) Equity Shares of face value of Rs. 10/- each (Rupees Ten Only) each at a consideration of Rs. 46/- from Sahara India Commercial Corporation Limited.	40.65	-	-
1	At the end of the Year	24043478	54.17		

iv) Shareholding Pattern of top ten Shareholders (Other than Directors, promoters and Holders of GDRs and ADRs):

1. For Each of the Top 10 Shareholders

Sl. No.		Shareholding at the beginning of the year		Cumulative Shareholding during the year	
		No. of Shares	% of total Shares of the Company	No. of Shares	% of total Shares of the Company
1	At the Beginning of the Year	-	-	-	-
2	Date wise increase/decrease in promoters Shareholding during the Year Reason for increase/decrease	No Change during the year			
3	At the end of the Year	-	-	-	-

v) Shareholding of Directors and Key Managerial Personnel:

NO DIRECTORS AND KEY MANAGERIAL PERSON HOLD ANY SHARES IN COMPANY

Sl. No.	Name	Period	Shareholding at the beginning of the year		Cumulative Shareholding during the year	
			No. of Shares	% of total Shares of the Company	No. of Shares	% of total Shares of the Company

v) Shareholding of Directors and Key Managerial Personnel:

SECURED LOANS

Indebtedness of the Company including interest outstanding/accrued but not due for payment

Particulars	Secured Loans excluding deposits	Unsecured Loans	Deposits
Indebtedness at the beginning of the financial year			
1. Principal Amount:	-	-	-
2. Interest due but not paid	-	-	-
3. Interest accrued but not paid:	-	-	-
Total	-	-	-
Change in Indebtedness during the financial year	-	-	-
1. Addition	-	-	-
2. Reduction	-	-	-
Net Change	-	-	-
Indebtedness at the end of the financial year	-	-	-
1. Principal Amount:	-	-	-
2. Interest due but not paid	-	-	-
3. Interest accrued but not paid:	-	-	-
Total	-	-	-

Form No. SH-13 Nomination Form

[Pursuant to Section 72 of the Companies Act, 2013 and Rule 19(1) of the Companies (Share Capital and Debentures) Rules 2014]

To
Sahara One Media And Entertainment Limited
 25-28, Floor-2, Plot No.-209, Atlanta Building
 Jamnalal Bajaj Marg, Nariman Point
 Mumbai City MH 400021.

I/We _____ the holder(s) of the securities particulars of which are given hereunder wish to make nomination and do hereby nominate the following persons in whom shall vest, all the rights in respect of such securities in the event of my/our death.

(1) Particulars of the Securities (in respect of which nomination is being made)

Nature of securities	Folio No.	No. of securities	Certificate No.	Distinctive No.

(2) PARTICULARS OF NOMINEE/S -

- Name:
- Date of Birth:
- Father's/Mother's/Spouse's name:
- Occupation:
- Nationality
- Address:
- E-mail id:
- Relationship with the security holder:

(3) IN CASE NOMINEE IS A MINOR--

- Date of birth:
- Date of attaining majority
- Name of guardian:
- Address of guardian:

Name of the Security Holder(s)

Signature

-
-
-

Name of witness

Signature of Witness with date

Address of witness: _____

Place:

Date: ____/____/____

INSTRUCTIONS:

1. The Nomination can be made by individuals only, applying / holding Shares on their own behalf, singly or jointly. Non-individuals including society, trust, body corporate, partnership firm, Karta of Hindu Undivided Family, Holder of power of attorney cannot nominate. If the Shares are held jointly, all joint holders will sign the nomination form. If there are more than one joint holders, more sheets can be added for signatures of holders of Shares and witnesses.
2. A minor can be nominated by a holder of Shares and in that event, the name and address of the guardian shall be given by the holder.
3. The nominee shall not be a trust, society, body corporate, partnership firm, Karta of Hindu Undivided Family or Power of Attorney holder. A non-resident Indian can be a nominee on repatriable basis.
4. Nomination stands rescinded upon transfer of Shares.
5. Transfer of Shares in favour of a Nominee shall be a valid discharge by a Company against the legal heir.
6. The Nomination Form shall be filed in duplicate with the Share Transfer Agent or at the Registered Office of the Company.



SAHARA ONE MEDIA AND ENTERTAINMENT LIMITED

CIN: L67120MH1981PLC024947

Registered Office: 25-28, Floor-2, Plot No.-209, Atlanta Building

Jamnalal Bajaj Marg, Nariman Point Mumbai City MH 400021

E-mail:investors@sahara-one.com Website: www.sahara-one.com

Proxy form

[Pursuant to Section 105(6) of the Companies Act, 2013 and rule 19(3) of the Companies (Management and Administration) Rules, 2014]

Name of the member (s): _____

Registered address: _____

E-mail Id: _____

Folio No/ Client Id: _____ DP ID: _____

I/We, being the member(s) holding _____ shares of the above named Company, hereby appoint

1) Name: _____ E-mail Id: _____

Address: _____

_____, Signature: _____ or failing him

2) Name: _____ E-mail Id: _____

Address: _____

_____, Signature: _____ or failing him

3) Name: _____ E-mail Id: _____

Address: _____

_____, Signature: _____ or failing him

as my/our proxy to attend and vote (on a poll) for me/us and on my/our behalf at the Annual general meeting of the Company, to be held on the day of At a.m./p.m. at (place) and at any adjournment thereof in respect of such resolutions as are indicated below:

S.NO	RESOLUTIONS	FOR	AGAINST

Signed this ____ day of ____ 20 ____

Signature of shareholder _____

Signature of Proxy holder(s) _____

Affix
Revenue
Stamp

Note: This form of proxy in order to be effective should be duly completed and deposited at the Registered Office of the Company, not less than 48 hours before the commencement of the Meeting.



SAHARA ONE MEDIA AND ENTERTAINMENT LIMITED

CIN: L67120MH1981PLC024947

Registered Office: 25-28, Floor-2, Plot No.-209, Atlanta Building

Jamnalal Bajaj Marg, Nariman Point Mumbai City MH 400021

E-mail:investors@sahara-one.com Website: www.sahara-one.com

ATTENDANCE SLIP

I hereby record my presence at the **Forty First Annual General Meeting** of Sahara One Media And Entertainment Limited held on **Friday the 30th day of September, 2022 at 2:00 P.M.** through **Video Conferencing/other audio visual means (OAVM).**

Folio No. _____ DP ID No.* _____ Client ID No.* _____

(*Applicable for members holding Shares in electronic form)

Name _____

(IN BLOCK CAPITAL)

Address _____

Signature of Shareholder/Proxy:

Name of Shareholder:

NOTE: Please fill this attendance slip and hand over at the entrance of the hall / meeting venue.

**SAHARA ONE MEDIA AND ENTERTAINMENT LIMITED****CIN: L67120MH1981PLC024947****Registered Office:** 25-28, Floor-2, Plot No.-209, Atlanta Building
Jamnalal Bajaj Marg, Nariman Point Mumbai City MH 400021

E-mail:investors@sahara-one.com Website: www.sahara-one.com

Important Communication to members

1. All members (both Physical and Demat) are requested to lodge their e-mail ID's along with Name and Folio / Client ID Number at the following address / e-mail to enable us to send all future communications including Annual Reports through electronic mode.

**M/s Link Intime India Private Limited,
C-101, 247 Park, L.B.S. Marg,
Vikhroli (West), Mumbai-400083.**
2. SEBI has made it mandatory for every participant in the securities / capital market to furnish the details of Income Tax Permanent Account Number (PAN). Accordingly, all the shareholders holding shares in physical form are requested to submit their details of PAN along with photocopy of both sides of PAN Card, duly attested to the Registrar and Share Transfer Agent of the Company, M/s. Linkintime India Private Limited as above.